Since 1942

Supreme Fittings S.L.

Total Piping Solution



Product Catalogue

Plastics Piping Systems

Jeevan bhar ka saath...

Since 1942

Supreme Fittings S.L.

OVER **9000** PLASTIC PIPING PRODUC TS

TO CATER TO ALL YOURPIPINGNEEDS

TREND SETTER in plastic piping

PIONEER in introducing many path breaking products

Leadership in **INNOVATION** and **TECHNOLOGY**

Un-compromised **QUALITY** standards

SOLUTION PROVIDER in more than 35 piping application segments

CUSTOMER CENTRIC approach

Winner of **TOP EXPORTER** award consecutively for many years

DELIVERING VALUES through 12 advance pipe manufacturing facilities

First of its kind **4 KNOWLEDGE CENTRES** and different initiatives to impart training and up-skilling

Since 1942

Supreme Fittings S.L.

People Who Know Plastics best

Endeavouring to excel,
to the point of surpassing itself and others

Thisis the spiritandthe drivingforce atSupreme...
where it finds dynamic expression in various ways.
From playing the pioneer to setting standards in the industry.
From innovating new products to improving existing ones.
From handling the largest volumes to offering the largest range.
From producing raw materials to manufacturing finished products.
From doing business with the world to being present in markets countrywide.
From harnessing the best global technologies to following best quality practices.
From protecting the environment to caring for society.
From being the leader to being matchless.

OUR COMMITMENT TO BUSINESS IS TOTAL

We seek to create and add value, in every possible way.
Value that changes and raises the quality of life for every user of our products.
In this, we are driven by the relentless quest of seeking and finding newer ways to continuously improve everything we do.
And to achieve all this, our efforts are matchless.

M.P. Taparia

ManagingDirector

The Supreme Industries Ltd.

Strong Credentials

Water is life, without which human existence can not be imagined. Around the world, civilizations have thrived and flourished chiefly around water.

The ever increasing demand for water on account of population increase, upward surge in industrial activity and depleting resources have posed a big challenge to the subject of water management.

This calls for a scientific approach in dealing with collection, storage and transportation of water to mitigate the scarcity of water. Thus, one of the crucial elements of water management is transportation of water through a piping system. Due to varied nature of resources, geographies and end use, the piping requirements greatly differ from place to place. These led to the evolution of many types of piping systems over the centuries involving different materials, different manufacturing technologies etc. to meet the societal demands of water.

In India, plastic piping systems have already gained a wide acceptance over so called conventional pipe materials like clay, metal, cement etc. New fields have now been opened up in areas like hot and cold water supply, soil and waste disposal, drainage and sewerage, cooling and heating systems, rainwater harvesting etc. This is mainly due to the distinct advantages offered by the plastic piping systems such as their high corrosion resistance, less frictional losses, light weight, ease in handling, simple jointing, minimal maintenance and long life besides economy thus making it an obvious and preferred choice over the others.

Plastic Piping Division:

The Supreme Industries Ltd, in last five decades, has not only been in the forefront but a pioneer in developing many innovative plastic piping products. It is credited with innovation of several path breaking products and has been a torch bearer in transition from conventional to advanced plastic piping products in the country. Its customer centric and futuristic approach fuels its research and innovation initiatives.

This journey from leadership to carving a niche in the piping industry has been possible only due to its sustained efforts in responding to the needs of its clients; be it a farmer or a house owner or industry owner or infra project developer. The Company, through its continuous R&D has been providing unique and cost effective solutions relentlessly. Each of its products is designed to match the specific needs of a specific application to ultimately meet the aspirations of the end users.

To cater to the strong market demands, Supreme has established a mega project at Gadegaon - just 18 kms away from Jalgaon. The entire set-up is certified with ISO 9001:2015 Quality Management System, ISO:14001 Environmental Management System and ISO:45001 Occupational Health and Safety management certifications. This state of the art project is the first of its kind in the country in terms of size, technology and product range.

Be it the requirement of above-the ground or underground applications, the Supreme Industries is the one-stop shop for everything in plastic piping products. The current product portfolio of Supreme comprises of almost every application of pipes and fittings with over 9000 diverse products manufactured as per various national and international standards. Supreme products have gained confidence of customers from more than 25 countries across the globe including quality conscious markets like UK, Germany, Cyprus, Australia, New Zealand and many GCC, SAARC and African countries which stands as a testimony to its philosophy of ultimate customer delight. Supreme has been consistently bagging national awards for its outstanding export per formance.

Innovation: A Key to Success

Product innovation and continuous up-gradation of quality has been our consistent endeavor. Different plumbing systems for hot and cold water, underground drainage system with readymade inspection chambers and manholes, hi-tech low noise SWR drainage system, readymade septic tanks and underground water tanks are some of the path-breaking products pioneered by the company; improving the lives of people in domestic and overseas market.

Meeting The Highest Quality Standard:

The Supreme has gained leadership by supplying excellent quality products at affordable prices backed by assured services. This was possible only through continuous quality improvement programs undertaken at various stages of manufacturing.

The training and skill up-gradation of employees is of paramount importance in developing human assets of the company. It involves appropriate recruitment policy, training, motivation for which management is fully committed.

The procurement of right materials, deployment of cutting edge technology in manufacturing process, technology absorption, quality assurance, efficient logistics for distribution and customer service have always been the focus areas at Supreme.

CONTENTS

Plumbing

Plumbing System

Section -1A

•aqua Gold uPVC High Pressure Plumbing System 5
•uPVC High Pressure ASTM Threaded Pipes 12
•Lifeline C-PVC Hot and Cold Water System - CTS Series 13
•LifelinePlus C-PVC Hot and Cold Water System - IPS Series 18
•Indo green PP-R Hot and Cold Water System 21
•Supreme PP-R Hot and Cold Water System 26
•e-lite Advance Plumbing System 29
•Compression Moulded Fittings 33
•Electro-fusion Fittings 35

Section -1B

Solvent Cements and Adhesives

•Silbond Solvent Cements and Primer 3
•Bluesil Thread Sealant 8
•Silaid Rubber Lubricant 3
9
3

Water Tanks 9

Section -2A

Overhead Water Tanks

•Siltank Overhead Water Tanks and Loft Tanks 4
•Ecosil Overhead Water Tanks 0
•WeatherShield Premium Overhead Water Tanks 4

Section -2B

Underground Water Tanks 2
4

•Amrutam Underground Water Storage Tanks 45

Bath Fittings

Section -3

•AquaKraft Bath Fittings 4
•Aquatic Premium Bath Fittings 6
5
4

Fire Protection

Section -4

•FlameGuard C-PVC Fire Sprinkler System 57

Drainage

Section -5A

Above Ground Drainage Systems

•S.W.R. Drainage System 5
•Streamline S.W.R. Drainage System for Affordable Housing 9
•Skyrise Hi-Tech, Low Noise, S.W.R. Drainage System 6
7
6
9

Section -5B

Underground Drainage and Sewer Systems

•Nu-Drain Ultra Inspection Chambers 7
•Nu-Drain Fittings & Accessories 2
•Ultra Manholes 7
•Solid Wall Pipes as per IS:15328 5
•Eco-Drain Hi-Tech Structured Wall Pipes 8
•Foam Core Structured Wall Pipes 1
•Ultra Plus DWC Structured Wall Pipes & Fittings 8
•PE Pipes as per IS:14333 5
•Gratings for surface drainage 8
5
8
5
8
6

Waste Treatment and Sanitation

Section -6A

Septic Tanks and Packaged STPs

•Safegard Septic Tanks 90
•Safegard Packaged Sewage Treatment Plants 92

Section -6B

Readymade Toilets and Urinals

•Cleanage Readymade Toilet Blocks 93
•Cleanage Readymade Public Men's Urinals 95

Cable Protection

Section -7

•Cableguard DWC PE Cable Duct Pipes 96

Agriculture

Section -8

Pressure Piping and Sprinkler System

•uPVC Pressure Pipes and Fittings - Solvent Weld and Elastomeric Rubber Joints 97
•Polyethylene Piping System 105
•Varsha Sprinkler Irrigation System 107

Borewell

Section -9

Casing and Column Pipes

•Casing Pipes as per IS 12818 109
•Casing Pipes as per ASTM D 1785 110
•SDR Casing Pipes 110
•Ribbed Screen Casing Pipes 110
•Screen / Slotted Pipes 110
•Column Pipes for Submersible Pumps - PVC 111
•Column Pipes for Submersible Pumps - PE 113

Rainwater Harvesting

Section -10

Rainwater Collection and Recharge

•Rainbow Roof Gutter System 114
•Raingain Rainwater Filters 116

THE SYSTEM

Supreme "lead free" aqua Gold® high pressure uPVC solvent weld plumbing system is an economical solution for transportation and distribution of potable water and many other applications. This hygienic and cost effective system is not only technically superior to conventional GI piping systems but offers many additional advantages over them. This system is very easy to install and functionally the most suitable for variety of plumbing application.

Type of raw material

The rigid PVC (Polyvinyl Chloride) compound used in the manufacture of pipes and fittings is Type 1, i.e., Grade 1 PVC 1120 as identified in ASTM D-1784. The compound contains specified amounts of pigment, stabilizers and other additives to facilitate extrusion.

Product specifications

The system is manufactured as per ASTM (American Society for Testing of Materials) standards. The pipes are made as per ASTM D-1785 and fittings are made as per ASTM D-2466 (for SCH 40 fittings) and ASTM D-2467 (for SCH 80 fittings). The pipes are supplied without socket, i.e., in plain in 3m length, in SCH 40 and SCH 80 pressure class. The complete fitting range is available in SCH 80, whereas most running fittings are also available in SCH 40. The pipes and fitting are available in 15 to 200mm dia (½" to 8") in SCH 80. In addition to this, 15 to 100mm (½" to 4") sizes are available in SCH 40. The aqua Gold® fittings can be classified into four categories.

1.Solvent weld socketed fittings

2.Threaded fittings with plastic threads

3.Threaded fittings with brass inserts, and

4. Flange joints

Fields of application

This system is designed for normal water application and is an ideal solution for potable water distribution, plumbing and water supply in residential and industrial buildings. It can be used for uptake lines, down take lines and loops on the terraces, concealed pipe work, water distribution mains, industrial process lines, sugar, paper, distillery industry and transportation of corrosive fluids.

FEATURES AND BENEFITS

Strong, resilient and long lasting - This system is highly resilient, tough and durable with high tensile and impact strength. It is also free from weaknesses caused due to rusting, weathering and chemical action which helps it last considerably longer than GI pipe system.

Mechanical properties - uPVC pipes are relatively more flexible than conventional pipe system. They have adequate tensile strength and even burst strength to withstand the operating pressures encountered in most service conditions within the specified range of temperature for the system.

External shocks or impacts that could cause a failure in more rigid materials, can be absorbed by the system.

Excellent chemical and corrosion resistant properties - This material is free from corrosion and has an excellent resistance against many chemicals like strong mineral acids, alkalis, salts as well as to a large number of organic solvents.

Light weight - Being light in weight (1/6th the weight of metal piping), these pipes are easy to handle, transport and install.

Simple and leak proof joints - Jointing can be done speedily with the special solvent cement manufactured and supplied by the company which ensures 100% leak proof joints.

Most suitable for carrying potable water - Being non metallic and made from some special compounds, this system is free from corrosion, chemical reactivity and biological effects and hence most suitable for potable water transportation.

Optimum flow rates - A mirror-smooth surface with C-value 150 ensures high flow rate and low frictional losses.

Piping system integrity - Supreme aqua Gold® offers a vast range of pipe and fittings which makes the system complete in all respect.

Maintenance free - Being free from all the demerits of conventional systems like rusting, pitting, scaling, galvanic or electrolytic corrosion, the Supreme aqua Gold® system can rightly boast of being maintenance free.

Overall economy - Maintenance free, long life of a product which is light, can be cut, jointed and installed with little effort saves a huge amount of money over its life time.

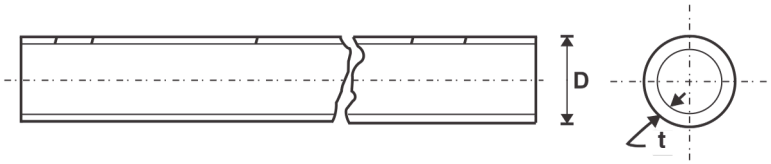

PIPES

Dimensions and water pressure rating at 23°C for unthreaded pipes as per ASTM D-1785 (PVC compound grade equivalent to PVC 1120/2120)

Nominal size		Outside diameter (D) in mm	Schedule 40			Schedule 80		
			Wall thickness (t) in mm	Working pressure		Wall thickness (t) in mm	Working pressure	
mm	inch			kgf/cm²	psi		kgf/cm²	psi
15	½	21.34 ± 0.10	2.77+0.51	41.4	600	3.73+0.51	58.6	850
20	¾	26.67 ± 0.10	2.87+ 0.51	33.1	480	3.91+0.51	47.6	690
25	1	33.40 ± 0.13	3.38+0.51	31.0	450	4.55+0.53	43.4	630
32	1¼	42.16 ± 0.13	3.56+0.51	25.5	370	4.85+0.58	35.9	520
40	1½	48.26 ± 0.15	3.68+0.51	22.8	330	5.08+0.61	32.4	470
50	2	60.32 ± 0.15	3.91+0.51	19.3	280	5.54+0.66	27.6	400
65	2½	73.02 ± 0.18	5.16+0.61	20.7	300	7.01+0.84	29.0	420
80	3	88.90 ± 0.20	5.49+0.66	17.9	260	7.62+0.91	25.5	370
100	4	114.30 ± 0.23	6.02+0.71	15.2	220	8.56+1.02	22.1	320
125	5	141.30 ± 0.25	6.55+0.79	13.1	190	9.52+1.14	20.0	290
150	6	168.28 ± 0.28	7.11+0.86	12.4	180	10.97+1.32	19.3	280
200	8	219.08 ± 0.38	8.18+0.99	11.0	160	12.70+1.52	17.2	250
*250	10	273.05 ± 0.38	9.27+1.12	9.8	140	15.06+1.80	16.1	230

FIT TINGS

Item Code	Size in mm	Size in inch	SCH	Box Qty.
MP1G4CPL007E	65	2½	40	16
MP1G4CPL008E	80	3	40	10
MP1G4CPL009E	100	4	40	14
MP1G4CPL001E	15	½		250
MP1G4CPL002E	20	¾	40	300
MP1G4CPL003E	25	1	40	200
MP1G4CPL004E	32	1¼	40	100
MP1G4CPL005E	40	1½	40	75
MP1G4CPL006E	50	2	40	50
			40	
MP1G8CPL001E	15	½		400
MP1G8CPL002E	20	¾	80	300
MP1G8CPL003E	25	1	80	200
MP1G8CPL004E	32	1¼	80	110
MP1G8CPL005E	40	1½	80	70
MP1G8CPL006E	50	2	80	50
MP1G8CPL007E	65	2½	80	15
MP1G8CPL008E	80	3	80	10
MP1G8CPL009E	100	4	80	10
MP1G8CPL010E	150	6	80	3
MP1G8CPL011E	200	8	80	3
			80	

Coupler

Item Code	Size in mm	Size in inch	SCH	Box Qty.
MP1G8ELB004E	32	1¼	80	70
MP1G8ELB005E	40	1½	80	50
MP1G8ELB006E	50	2	80	30
MP1G8ELB007E	65	2½	80	8
MP1G8ELB008E	80	3	80	11
MP1G8ELB009E	100	4	80	5
MP1G8ELB00SE	150	6	80	2
MP1G8ELB00EE	200	8	80	1
MP1G8REL2X1E		¾x½		100
MP1G8REL3X1E	20x15	1x½	80	80
MP1G8REL3X2E	25x15	1x¾	80	60
MP1G8REL4X1E	25x20	1¼x½	80	120
MP1G8REL4X3E	32x15	1¼x1	80	100
MP1G8REL5X3E	32x25	1½x1	80	80
MP1G8REL6X5E	40x25	2x1½	80	40
	50x40		80	
MP1G4BDF010E		6		9
(HUB)	150		40	
		½		150
MP1G8BDF001E	15	¾	80	90
MP1G8BDF002E	20	1	80	60
MP1G8BDF003E	25	1¼	80	40
MP1G8BDF004E	32	1½	80	25
MP1G8BDF005E	40	2	80	16
MP1G8BDF006E	50	2½	80	10
MP1G8BDF007E	65	3	80	6
MP1G8BDF008E	80	4	80	6
MP1G8BDF009E	100		80	
		2½		5
MP1G4TEE007E	65	3	40	8
MP1G4TEE008E	80	4	40	4
MP1G4TEE009E	100		40	
		½		120
MP1G4TEE001E	15	¾	40	150
MP1G4TEE002E	20	1	40	100
MP1G4TEE003E	25	1¼	40	60
MP1G4TEE004E	32		40	

Elbow 90°

Reducing Elbow 90°

Elbow 45°



Equal Tee

Item Code	Size in mm	Size in inch	SCH	Box Qty.
MP1G4ELB007	65	2½	40	8
E	80	3	40	12
MP1G4ELB008	100	4	40	5
E				
MP1G4ELB009	15	½	40	200
E	20	¾	40	250
	25	1	40	120
MP1G4ELB001	32	1¼	40	80
E	40	1½	40	60
MP1G4ELB002	50	2	40	36
E				
MP1G4ELB003	15	½	80	300
E	20	¾	80	220
MP1G4ELB004	25	1	80	120
E				
MP1G4ELB005				
E				
MP1G4ELB006				
E				
MP1G8ELB001				

Elbow 90°

1 Mpa = 10 Kgf/cm², 1 Kgf/cm² = 14.20 psi. Pipes and fittings are offered in off white (OW) colour. F - Fabricated, SCH - Schedule (Pressure class).
*Marked product will be shortly introduced

Equal Tee

Item Code	Size in mm	Size in inch	SCH	Box Qty.
MP1G4TEE005E	40	1½	40	40
MP1G4TEE006E	50	2	40	20
MP1G8TEE001E	15	½	80	220
MP1G8TEE002E	20	¾	80	120
MP1G8TEE003E	25	1	80	80
MP1G8TEE004E	32	1¼	80	50
MP1G8TEE005E	40	1½	80	30
MP1G8TEE006E	50	2	80	20
MP1G8TEE007E	65	2½	80	5
MP1G8TEE008E	80	3	80	9
MP1G8TEE009E	100	4	80	3
MP1G8TEE00SE	150	6	80	2
MP1G8TEE00EE	200	8	80	1

Cross Tee

Item Code	Size in mm	Size in inch	SCH	Box Qty.
MP1G8CRT001E	15	½	80	80
MP1G8CRT002E	20	¾	80	45
MP1G8CRT003E	25	1	80	30
MP1G8CRT004E	32	1¼	80	40

Reducing Tee

Item Code	Size in mm	Size in inch	SCH	Box Qty.
MP1G8RET2X1E	20x15	¾x½	80	70
MP1G8RET3X1E	25x15	1x½	80	120
MP1G8RET3X2E	25x20	1x¾	80	40
MP1G8RET4X1E	32x15	1¼x½	80	35
MP1G8RET4X2E	32x20	1¼x¾	80	30
MP1G8RET4X3E	32x25	1¼x1	80	28
MP1G8RET5X1E	40x15	1½x½	80	25
MP1G8RET5X2E	40x20	1½x¾	80	20
MP1G8RET5X3E	40x25	1½x1	80	20
MP1G8RET5X4E	40x32	1½x1¼	80	16
MP1G8RET6X1E	50x15	2x½	80	12
MP1G8RET6X2E	50x20	2x¾	80	12
MP1G8RET6X3E	50x25	2x1	80	12
MP1G8RET6X4E	50x32	2x1¼	80	12
MP1G8RET6X5E	50x40	2x1½	80	12
MP1G8RET7X2E	65x20	2½x¾	80	6
MP1G8RET7X3E	65x25	2½x1	80	7
MP1G8RET7X4E	65x32	2½x1¼	80	8
MP1G8RET7X5E	65x40	2½x1½	80	6
MP1G8RET7X6E	65x50	2½x2	80	6
MP1G8RET8X2E	80x20	3x¾	80	5
MP1G8RET8X3E	80x25	3x1	80	10
MP1G8RET8X5E	80x40	3x1½	80	10
MP1G8RET8X6E	80x50	3x2	80	10
MP1G8RET8X7E	80x65	3x2½	80	9
MP1G8RET9X2E	100x20	4x¾	80	4
MP1G8RET9X3E	100x25	4x1	80	6
MP1G8RET9X4E	100x32	4x1¼	80	6
MP1G8RET9X5E	100x40	4x1½	80	6
MP1G8RET9X6E	100x50	4x2	80	6
MP1G8RET9X8E	100x80	4x3	80	5
MP1G8RETSX7E	150x65	6x2½	80	2
MP1G8RETSX8E	150x80	6x3	80	2
MP1G8RETSX9E	150x100	6x4	80	2
FPG8RET025EW	80x32 (F)	3x1¼	80	20
FPG8RET011EW	100x65 (F)	4x2½	80	10
FPG8RET040EW	200x150 (F)	8x6	80	1
MP1G4RB10X9E	150x100	6x4	40	16

Reducing Bush

Item Code	Size in mm	Size in inch	SCH	Box Qty.
MP1G8REB2X1E	20x15	¾x½	80	400
MP1G8REB3X1E	25x15	1x½	80	225
MP1G8REB3X2E	25x20	1x¾	80	225
MP1G8REB4X1E	32x15	1¼x½	80	120
MP1G8REB4X2E	32x20	1¼x¾	80	140
MP1G8REB4X3E	32x25	1¼x1	80	100
MP1G8REB5X1E	40x15	1½x½	80	80
MP1G8REB5X2E	40x20	1½x¾	80	80
MP1G8REB5X3E	40x25	1½x1	80	80
MP1G8REB5X4E	40x32	1½x1¼	80	40
MP1G8REB6X1E	50x15	2x½	80	24

Reducing Bush

Item Code	Size in mm	Size in inch	SCH	Box Qty.
MP1G8REB6X2E	50x20	2x¾	80	50
MP1G8REB6X3E	50x25	2x1	80	50
MP1G8REB6X4E	50x32	2x1¼	80	50
MP1G8REB6X5E	50x40	2x1½	80	50
MP1G8REB7X3E	65x25	2½x1	80	25
MP1G8REB7X4E	65x32	2½x1¼	80	12
MP1G8REB7X5E	65x40	2½x1½	80	12
MP1G8REB7X6E	65x50	2½x2	80	30
MP1G8REB8X5E	80x40	3x1½	80	10
MP1G8REB8X6E	80x50	3x2	80	24
MP1G8REB8X7E	80x65	3x2½	80	10
MP1G8REB9X6E	100x50	4x2	80	12
MP1G8REB9X7E	100x65	4x2½	80	12
MP1G8REB9X8E	100x80	4x3	80	12
MP1G8REBEXSE	200x150	8x6	80	4

Reducing Threaded Bush

Item Code	Size in mm	Size in inch	SCH	Box Qty.
	*20x15	¾x½	80	1200
	*25x15	1x½	80	600
	*25x20	1x¾	80	600

Reducer

Item Code	Size in mm	Size in inch	SCH	Box Qty.
MP1G8RED2X1E	20x15	¾x½	80	100
MP1G8RED3X1E	25x15	1x½	80	100
MP1G8RED3X2E	25x20	1x¾	80	90
MP1G8RED4X2E	32x20	1¼x¾	80	60
MP1G8RED4X3E	32x25	1¼x1	80	50
MP1G8RED5X3E	40x25	1½x1	80	60
MP1G8RED5X4E	40x32	1½x1¼	80	40
MP1G8RED6X3E	50x25	2x1	80	30
MP1G8RED6X4E	50x32	2x1¼	80	25
MP1G8RED6X5E	50x40	2x1½	80	25
MP1G8RED7X2E	65x20	2½x¾	80	20
MP1G8RED7X4E	65x32	2½x1¼	80	20
MP1G8RED7X6E	65x50	2½x2	80	15
MP1G8RED8X6E	80x50	3x2	80	16
MP1G8RED8X7E	80x65	3x2½	80	10
MP1G8RED9X6E	100x50	4x2	80	6
MP1G8RED9X8E	100x80	4x3	80	12
MP1G8REDEXSE	200x150	8x6	80	2

Reducer (F)

Item Code	Size in mm	Size in inch	SCH	Box Qty.
FPG8RED026EW	32x15	1¼x½	80	125
FPG8RED028EW	40x15	1½x½	80	100
FPG8RED029EW	40x20	1½x¾	80	100
FPG8RED031EW	50x15	2x½	80	60
FPG8RED030EW	50x20	2x¾	80	60
FPG8RED024EW	50x25	2x1	80	
FPG8RED009EW	65x40	2½x1½	80	25
FPG8RED011EW	100x65	4x2½	80	30
FPG8RED013EW	150x100	6x4	80	10

End Cap (Plain)

Item Code	Size in mm	Size in inch	SCH	Box Qty.
MP1G8ECP001E	15	½	80	350
MP1G8ECP002E	20	¾	80	240
MP1G8ECP003E	25	1	80	120
MP1G8ECP004E	32	1¼	80	75
MP1G8ECP005E	40	1½	80	60
MP1G8ECP006E	50	2	80	40
MP1G8ECP007E	65	2½	80	20
MP1G8ECP008E	80	3	80	16
MP1G8ECP009E	100	4	80	8
MP1G8ECP010E	150	6	80	5
	200 (F)	8	80	L

End Cap (Threaded)

Item Code	Size in mm	Size in inch	SCH	Box Qty.
MP1G8ECT001E	15	½	80	1000
MP1G8ECT002E	20	¾	80	600
MP1G8ECT003E	25	1	80	400
MP1G8ECT004E	32	1¼	80	225
MP1G8ECT005E	40	1½	80	150
MP1G8ECT006E	50	2	80	100

1 Mpa = 10 Kgf/cm², 1 Kgf/cm² = 14.20 psi. Pipes and fittings are offered in off white (OW) colour. F - Fabricated, SCH - Schedule (Pressure class).
*Marked product will be shortly introduced

Item Code	Size in mm	Size in inch	SCH	Box Qty.
NP1G4UNI001E	15	½	40	140
NP1G4UNI002E	20	¾	40	100
NP1G4UNI003E	25	1	40	60
NP1G4UNI004E	32	1¼	40	35
NP1G4UNI005E	40	1½	40	25
NP1G4UNI006E	50	2	40	15
NP1G8UNI001E	15	½	80	40
NP1G8UNI002E	20	¾	80	60
NP1G8UNI003E	25	1	80	30
NP1G8UNI004E	32	1¼	80	25
NP1G8UNI005E	40	1½	80	15
NP1G8UNI006E	50	2	80	10
NP1G8UNI007E	65	2½	80	6
	80	3	80	3
	100	4	80	2

Union

Item Code	Size in mm	Size in inch	SCH	Box Qty.
NP1G8UNT002E	2	¾	80	
NP1G8UNT003E	0	1	80	
NP1G8UNT004E	2	1¼	80	30
NP1G8UNT005E	5		80	
NP1G8UNI006E	3		80	
NP1G8UNI007E	2		80	

Union (Threaded)

Item Code	Size in mm	Size in inch	SCH	Box Qty.
MP1G8FTE001E	15	½	80	150
MP1G8FTE002E	20	¾	80	100
MP1G8FTE003E	25	1	80	60
MP1G8FTE004E	32	1¼	80	36
MP1G8FTE005E	40	1½	80	25
MP1G8FTE006E	50	2	80	16
MP1G8FTE009E	100	4	80	4

Female Threaded
Elbow (Plastic)

Item Code	Size in mm	Size in inch	SCH	Box Qty.
MP1G8FTT001E	15	½	80	100
MP1G8FTT002E	20	¾	80	60
MP1G8FTT003E	25	1	80	40
MP1G8FTT004E	32	1¼	80	25
MP1G8FTT005E	40	1½	80	16
MP1G8FTT006E	50	2	80	9
MP1G8FTT009E	100	4	80	4
MP1G8FTT2X1E	20x15	¾x½	80	80

Female Threaded
Tee (Plastic)

Item Code	Size in mm	Size in inch	SCH	Box Qty.
MP1G4MTA001E	15	½	80	400
MP1G4MTA002E	20	¾	80	250
MP1G4MTA003E	25	1	80	120
MP1G4MTA004E	32	1¼	80	160
MP1G4MTA005E	40	1½	80	100
MP1G4MTA006E	50	2	80	60
MP1G8MTA001E	15	½	80	600
MP1G8MTA002E	20	¾	80	200
MP1G8MTA003E	25	1	80	240
MP1G8MTA004E	32	1¼	80	80
MP1G8MTA005E	40	1½	80	54
MP1G8MTA006E	50	2	80	24
MP1G8MTA007E	65	2½	80	15
MP1G8MTA008E	80	3	80	12
MP1G8MTA009E	100	4	80	12
FPG8MTA006EW	150 (F)	6	80	10
FPG8MTA008EW	200 (F)	8	80	1
MP1G8RMT5X4E	40x32	1½x1¼	80	40
MP1G8RMT6X5E	50x40	2x1½	80	30

Male Threaded
Adapter
(Plastic)

Item Code	Size in mm	Size in inch	SCH	Box Qty.
MP1G4FTA001E	1	½	80	300
MP1G4FTA002E	5	¾	80	200
MP1G4FTA003E	2	1	80	150
MP1G4FTA004E	0	1¼	80	150
MP1G4FTA005E	2	1½	80	80
MP1G4FTA006E	5	2	80	60
	3		80	
	2		80	
	4		80	
	0		80	
	5		80	
	0		80	

Female Threaded
Adapter (Plastic)

Item Code	Size in mm	Size in inch	SCH	Box Qty.
MP1G8FTA001E	15	½	80	550
MP1G8FTA002E	20	¾	80	140
MP1G8FTA003E	25	1	80	100
MP1G8FTA004E	32	1¼	80	60
MP1G8FTA005E	40	1½	80	45
MP1G8FTA006E	50	2	80	25
MP1G8FTA007E	65	2½	80	12
MP1G8FTA008E	80	3	80	12
MP1G8FTA009E	100	4	80	4
FPG8FTA006EW	150 (F)	6	80	8
FPG8FTA008EW	200 (F)	8	80	6
MP1G8RFT5X4E	40x32	1½x1¼	80	40
MP1G8RFT6X5E	50x40	2x1½	80	30

Female Threaded
Adapter (Plastic)

Item Code	Size in mm	Size in inch	SCH	Box Qty.
MP2G8FTT001E	15	½	80	9
MP2G8FTT002E	20	¾	80	0
MP2G8FT T3X3E	25	1	80	5
	20x15	¾x½	80	0
MP2G8FT T2X1E	25x15	1x½	80	1
	25x20	1x¾	80	6
MP2G8FT T3X1E	32x15	1¼x½	80	5
	32x20	1¼x¾	80	0
MP2G8FT T3X2E	40x20	1½x¾	80	3
			80	0
MP2G8FT T4X1E			80	3
MP2G8FT T4X2E			80	0
MP2G8FT TX2E			80	1
			80	0
			80	8
			80	1
			80	6
			80	0

Female Threaded
Tee (Brass)

Item Code	Size in mm	Size in inch	SCH	Box Qty.
MP2G8FTE001E	15	½	80	120
MP2G8FTE002E	20	¾	80	60
MP2G8FTE3X3E	25	1	80	20
MP2G8FTE004E	32	1¼	80	10
MP2G8FTE2X1E	20x15	¾x½	80	80
MP2G8FTE3X1E	25x15	1x½	80	60
MP2G8FTE3X2E	25x20	1x¾	80	30

Female Threaded
Elbow (Brass)

Item Code	Size in mm	Size in inch	SCH	Box Qty.
MP2G8MTA001E	15	½	80	100
MP2G8MTA002E	20	¾	80	80
MP2G8MTA003E	25	1	80	50
MP2G8MTA4X4E	32	1¼	80	30
MP2G8MTA5X5E	40	1½	80	25
MP2G8MTA006E	50	2	80	6
MP2G8MTA007E	65	2½	80	6
MP2G8MTA008E	80	3	80	3
MP2G8MTA009E	100	4	80	2
MP2G8MTA2X1E	20x15	¾x½	80	100
MP2G8MTA3X1E	25x15	1x½	80	80
MP2G8MTA3X2E	25x20	1x¾	80	30
MP2G8MTA4X3E	32x25	1¼x1	80	20
MP2G8MTA5X4E	40x32	1½x1¼	80	10

Male Threaded
Adapter
(Brass)

Item Code	Size in mm	Size in inch	SCH	Box Qty.
MP2G8FTA001E	15	½	80	140
MP2G8FTA002E	20	¾	80	80
MP2G8FTA003E	25	1	80	60
MP2G8FTA004E	32	1¼	80	30
MP2G8FTA5X5E	40	1½	80	30
MP2G8FTA006E	50	2	80	6
MP2G8FTA007E	65	2½	80	6
MP2G8FTA008E	80	3	80	4
MP2G8FTA009E	100	4	80	2
MP2G8FTA2X1E	20x15	¾x½	80	120
MP2G8FTA3X1E	25x15	1x½	80	80
MP2G8FTA3X2E	25x20	1x¾	80	75
MP2G8FTA4X3E	32x25	1¼x1	80	20
MP2G8FTA5X4E	40x32	1½x1¼	80	30

Female Threaded
Adapter
(Brass)

Item Code	Size in mm	Size in inch	SCH	Box Qty.
NP2G8BLV001E	1	½	80	16
NP2G8BLV002E	5	¾	80	16
NP2G8BLV003E	2	1	80	14
NP2G8BLV004E	0	1¼	80	4
NP2G8BLV005E	2	1½	80	4
NP2G8BLV006E	5	2	80	2

Ball Valve (S.S. Ball)

1 Mpa = 10 Kgf/cm^2, 1 Kgf/cm^2 = 14.20 psi. Pipes and fittings are offered in off white (OW) colour. F - Fabricated, SCH - Schedule (Pressure class)

Item Code	Size in mm	Size in inch	SCH	Box Qty.	
NP1G8BVP001E	15	½	80	400	Ball Valve (PlasticBall)
NP1G8BVP002E	20	¾	80	300	
NP1G8BVP003E	25	1	80	200	
NP1G8BVP004E	32	1¼	80	150	
NP1G8BVP005E	40	1½	80	120	
NP1G8BVP006E	50	2	80	80	
NP2G8BLV007E	65	2½	80	11	Ball Valve
NP2G8BLV008E	80	3	80	61	
NP2G8BLV009E	100	4	80	1	
NP1G8BVUN07E	65	2½	80	4	Ball Valve with Union
NP1G8BVUN08E	80	3	80	3	
MP1G8CTP001E	15	½	80	270	Circuit Testing Plug
MP1G8CTP002E	20	¾	80	80	
FPG8CTP003EW	25	1 (F)	80	75	
FPG8CTP004EW	32	1¼ (F)	80	50	
FPG8CTP005EW	40	1½ (F)	80	25	
FPG8CTP006EW	50	2 (F)	80	9	
MP1G8CRP001E	15	½	80	300	Circuit Testing Plug
NP2G8C VF003E	25	1	80	10	Concealed Valve
NP2G8STH003E	25	1	80	10	Screw Tap with Handwheel
NP2G8YSTPC3E	25	1	80	8	Y-Strainer
NP2G8YSTPC4E	32	1¼	80	6	
NP2G8YSTPC5E	40	1½	80	3	
NP2G8YSTPC6E	50	2	80	2	
NP2G8YST007E	65	2½	80	1	
NP2G8YST008E	80	3	80	1	
NP2G8AGC003E	25	1	80	6	Angle Cock

Item Code	Size in mm	Size in inch	SCH	Box Qty.	
MP1G8PCL001E	15	½	80	900	Pipe Clip (Plastic)
MP1G8PCL002E	20	¾	80	600	
MP1G8PCL003E	25	1	80	400	
MP1G8PCL004E	32	1¼	80	200	
MP1G8PCL005E	40	1½	80	150	
MP1G8PCL006E	50	2	80	100	
NE1G8PCL001W	15	½	80	400	Pipe Clamp with Nail
NE1G8PCL002W	20	¾	80	300	
NE1G8PCL003W	25	1	80	200	
NE1G8PCL004W	32	1¼	80	150	
NE1G8PCL005W	40	1½	80	120	
NE1G8PCL006W	50	2	80	80	
MP1G8FLA003E	25	1	80	30	Flange Adapter
MP1G8FLA005E	40	1½	80	20	
MP1G8FLA006E	50	2	80	10	
MP1G8FLA007E	65	2½	80	6	
MP1G8FLA008E	80	3	80	5	
MP1G8FLA009E	100	4	80	8	
MP1G8FLA010E	150	6	80	3	
NP1G8FVS004E	32	1¼	80	24	Flange Van Stone Style
	*40	1½	80		
	*50	2	80		
NP1G8FVS007E	65	2½	80	6	
NP1G8FVS008E	80	3	80	5	
NP1G8FVS009E	100	4	80	8	
NP1G8FVS011E	200	8	80	2	
MP1G8BFL007E	65	2½	80	12	Blind Flange
MP1G8BFL008E	80	3	80	10	
MP1G8BFL009E	100	4	80	3	
MP1G8HNP001E	15	½	80	400	Hex Nipple
MP1G8HNP002E	20	¾	80	225	
MP1G8HNP003E	25	1	80	140	
MP1G8HNP004E	32	1¼	80	80	
MP1G8HNP005E	40	1½	80	60	
MP1G8HNP006E	50	2	80	40	
MP1G8TPG001E	15	½	80	800	Threaded Plug
MP1G8TPG002E	20	¾	80	270	
MP1G8TPG003E	25	1	80	120	
MP1G8TPG004E	32	1¼	80	100	
FPG8TPG002EW	40	1½ (F)	80		
FPG8TPG006EW	50	2 (F)	80	75	
FPG8TPG007EW	65	2½ (F)	80	10	
FPG8TPG008EW	80	3 (F)	80	8	
FPG8TPG009EW	100	4 (F)	80	5	
NP2G4TAV001E	15	½	40	300	Tank Air Vent
NP2G4TAV002E	20	¾	40	200	
NP2G4TAV003E	25	1	40	150	
NP2G4TAV005E	40	1½	40	30	
NP7ATARV020B	20	¾		24	Air Release Valve
NP7ATARV025B	25	1		18	
NP7ATARV032B	32	1¼		12	

1 Mpa = 10 Kgf/cm^2, 1 Kgf/cm^2 = 14.20 psi. Pipes and fittings are offered in off white (OW) colour. F - Fabricated, SCH - Schedule (Pressure class).
*Marked product will be shortly introduced

Item Code	Size in mm	Size in inch	SCH	Box Qty.
NP4G8SCV002I	20	¾	80	30
NP4G8SCV003I	25	1	80	22
NP4G8SCV004I	32	1¼	80	12
NP4G8SCV005I	40	1½	80	08
NP4G8SCV006I	50	2	80	06

Swing Check Valve

Item Code	Size in mm	Size in inch	SCH	Box Qty.
NP1G8NRV006E	50	2	80	3
NP1G8NRV007E	65	2½	80	2
NP1G8NRV008E	80	3	80	1
NP1G8NRV009E	100	4	80	1

Non Return Valve (NRV)

Item Code	Size in mm	Size in inch	SCH	Box Qty.
NP1G8TCR001E	15	½	80	100
NP1G8TCR002E	20	¾	80	80
NP1G8TCR003E	25	1	80	50
NP1G8TCR004E	32	1¼	80	30
NP1G8TCR005E	40	1½	80	25

Tank Connector (MT/FT)

Item Code	Size in mm	Size in inch	SCH	Box Qty.
NP1G8TCS003E	25	1	80	120
NP1G8TCS004E	32	1¼	80	25

Tank Connector (MT/Soc)

Item Code	Size in mm	Size in inch	SCH	Box Qty.
NP1G8TCM002E	20	¾	80	80
NP1G8TCM003E	25	1	80	100

Tank Connector (MT/MT)

Item Code	Size in mm	Size in inch	SCH	Box Qty.
FPG8TCR006EW	50	2	80	13

Tank Connector (MT/MT) (F)

Item Code	Size in mm	Size in inch	SCH	Box Qty.
NP1G8TCL001E	15	½	80	80
NP1G8TCL002E	20	¾	80	150
NP1G8TCL003E	25	1	80	100
NP1G8TCL004E	32	1¼	80	50
NP1G8TCL005E	40	1½	80	40
FPG8TCL006EW	50 (F)	2	80	9

Tank Connector Long (MT/Spg)

Item Code	Size in mm	Size in inch	SCH	Box Qty.
NP1G4UTC003E	25	1	40	70
NP1G4UTC005E	40	1½	40	30
NP1G4UTC006E	50	2	40	20

Tank Connector with Union (MTxSoc)

Item Code	Size in mm	Size in inch	SCH	Box Qty.
FPG8RTC001EW	50	2	80	25
FPG8RTC002EW	65	2½	80	15
FPG8RTC003EW	80	3	80	10
FPG8RTC004EW	100	4	80	6

Tank Connector (for RCC tank) (MTxSpg)(F)

Item Code	Size in mm	Size in inch	SCH	Box Qty.
FPG8BNT001EW	15	½	80	100
FPG8BNT002EW	20	¾	80	60
FPG8BNT003EW	25	1	80	50
FPG8BNT004EW	32	1¼	80	30
FPG8BNT005EW	40	1½	80	20
FPG8BNT006EW	50	2	80	35
FPG8BNT007EW	65	2½	80	15
FPG8BNT008EW	80	3	80	10
FPG8BNT009EW	100	4	80	4
FPG8BNT010EW	150	6	80	L

Bend 90° (Threaded) (F)

Item Code	Size in mm	Size in inch	SCH	Box Qty.
FPG8BNS001EW	15	½	80	75
FPG8BNS002EW	20	¾	80	40
FPG8BNS003EW	25	1	80	50
FPG8BNS004EW	32	1¼	80	30
FPG8BNS005EW	40	1½	80	20
FPG8BNS006EW	50	2	80	35
FPG8BNS007EW	65	2½	80	15
FPG8BNS008EW	80	3	80	10
FPG8BNS009EW	100	4	80	4
FPG8BNS010EW	150	6		L
FPG8BNS011EW	200	8	80	L

Bend 90° (SW) (F)

Item Code	Size in mm	Size in inch	SCH	Box Qty.
FPG8BPB007EW	15	½	80	75
FPG8BPB008EW	20	¾	80	50
FPG8BPB009EW	25	1	80	35
FPG8BPB010EW	32	1¼	80	30
FPG8BPB011EW	40	1½	80	25
FPG8BPB012EW	50	2	80	15

Bypass Bend (F)

Item Code	Size in mm	Size in inch	SCH	Box Qty.
FPG8OSB002EW	15	½	80	75
FPG8OSB001EW	20	¾	80	50
FPG8OSB003EW	25	1	80	35
FPG8OSB004EW	32	1¼	80	30

Offset Bend

Item Code	Size in mm	Size in inch	SCH	Box Qty.
FPG8MTN001EW	15x100	½x4	80	150
FPG8MTN002EW	20x100	¾x4	80	125
FPG8MTN003EW	25x100	1x4	80	65
FPG8MTN004EW	32x100	1¼x4	80	40
FPG8MTN005EW	40x100	1½x4	80	35
FPG8MTN006EW	50x100	2x4	80	25
FPG8MTN008EW	15x150	½x6	80	125
FPG8MTN009EW	20x150	¾x6	80	100
FPG8MTN010EW	25x150	1x6		50
FPG8MTN011EW	32x150	1¼x6	80	35
FPG8MTN014EW	40x150	1½x6	80	30
FPG8MTN012EW	50x150	2x6	80	20
FPG8MTN007EW	65x150	2½x6	80	15
FPG8MTN013EW	80x150	3x6	80	10
FPG8MTN015EW	100x150	4x6	80	8

Male Transition Nipple (M.T.N.) (F)

Item Code	Size in mm	Size in inch	SCH	Box Qty.
FPG8FTN001EW	15x100	½x4	80	150
FPG8FTN002EW	20x100	¾x4	80	125
FPG8FTN003EW	25x100	1x4	80	65
FPG8FTN004EW	32x100	1¼x4	80	40
FPG8FTN005EW	40x100	1½x4	80	30
FPG8FTN006EW	50x100	2x4		25
FPG8FTN008EW	15x150	½x6	80	100
FPG8FTN009EW	20x150	¾x6	80	75
FPG8FTN010EW	25x150	1x6	80	40
FPG8FTN011EW	32x150	1¼x6	80	30
FPG8FTN012EW	40x150	1½x6	80	25
FPG8FTN007EW	50x150	2x6	80	18

Female Transition Nipple (F.T.N.) (F)

1 Mpa = 10 Kgf/cm^2, 1 Kgf/cm^2 = 14.20 psi. Pipes and fittings are offered in off white (OW) colour. F - Fabricated, SCH - Schedule (Pressure class)

Item Code	Size in mm	Size in inch	SCH	Box Qty.
FPG8FTN015EW	65x150	2½x6	80	15
FPG8FTN014EW	80x150	3x6	80	10
FPG8FTN013EW	100x150	4x6	80	8

Female Transition
Nipple (F.T.N.) (F)

FPG8NP4001EW	15	½	80
FPG8NP4002EW	20	¾	80
FPG8NP4003EW	25	1	80
FPG8NP4004EW	32	1¼	80
FPG8NP4005EW	40	1½	80
FPG8NP4006EW	50	2	80
FPG8NP4007EW	65	2½	80
FPG8NP4008EW	100	4	80

From 15 to 50mm (½" to 2") sizes these are available in 80 to 300mm (3", 4", 6",7", 8", 9" & 12") standard length. 65 to 100mm (2½" to 4") sizes are available in 150mm (6") standard length.

Pipe Nipple
(Threaded-4"long)

Item Code	Size in mm	Size in inch	SCH	Box Qty.
1602606 (Suitable upto 3")				
4100351	15	½		
4100351	20	¾		
4100352	25	1		
4100352	32	1¼		
4100353	40	1½		
4100353	50	2		
4100354	65	2½		
4100354	80	3		
4100355	100	4		
4100355	150	6		
4100356	15	½		
4100356	20	¾		
4100357	25	1		
4100357	32	1¼		
4100358	40	1½		
4100358	50	2		
4100359	65	2½		
4100360				
4100462				
4100463				
4100464				
4100465				
4100466				
4100467				
4100468				

Strap Wrench

Metal Clamp

U - Bolt Clamp

1 Mpa = 10 Kgf/cm^2, 1 Kgf/cm^2 = 14.20 psi. Pipes and fittings are offered in off white (OW) colour. F - Fabricated, SCH - Schedule (Pressure class)

High Pressure uPVC Threaded Pipes

These pipesare manufactured asper ASTMD-1785 standards and are available in SCH 40, 80 and 120 pressure classes. These pipes are generally used for plumbing, water supply and for lowering jet pumps in the borewells. These pipes are not recommended to use with aqua Gold® fittings. ASTM threaded pipes are 40-50% cheaper than GI pipes and offer all advantages of aqua Gold® pipes. Dimensions and pressure ratings of these pipes are given in the table below.



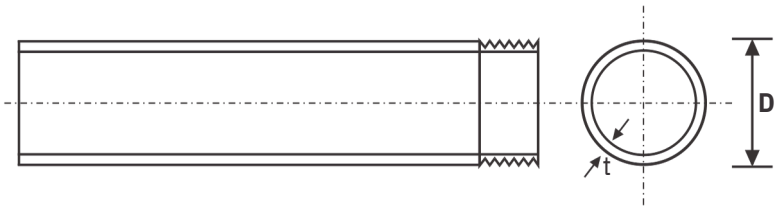

Dimensions and water pressure rating at 23°C for pipes as per ASTM D-1785 threaded as per IS:554 (PVC compound grade equivalent to PVC 1120/2120)

Nominal size		Outside diameter (D) in mm	Schedule 40			Schedule 80			Schedule 120		
mm	inch		Wall thickness (t) in mm	Working pressure kgf/cm²	psi	Wall thickness (t) in mm	Working pressure kgf/cm²	psi	Wall thickness (t) in mm	Working pressure kgf/cm²	psi
1	½	21.34 ± 0.10	2.77 + 0.51	20.7	300	3.73 + 0.51	29.0	420	4.32 + 0.51	35.2	510
5	¾	26.67 ± 0.10	2.87 + 0.51	16.5	240	3.91 + 0.51	23.4	340	4.32 + 0.51	26.9	390
2	1	33.40 ± 0.13	3.38 + 0.51	15.5	225	4.55 + 0.53	22.1	320	5.08 + 0.61	24.8	360
0	1¼	42.16 ± 0.13	3.56 + 0.51	12.7	185	4.85 + 0.58	17.9	260	5.46 + 0.66	20.7	300
2	1½	48.26 ± 0.15	3.68 + 0.51	11.4	165	5.08 + 0.61	16.5	240	5.72 + 0.68	18.6	270
5	2	60.32 ± 0.15	3.91 + 0.51	09.6	140	5.54 + 0.66	13.8	200	6.35 + 0.76	16.5	240
3	2½	75.20 ± 0.10	5.16 + 0.61	10.3	150	7.01 + 0.48	14.5	210	7.62 + 0.91	15.9	230
80	3	88.90 ± 0.20	5.49 + 0.66	08.9	130	7.62 + 0.91	13.1	190	8.89 + 1.07	15.2	220
100	4	114.30 ± 0.23	6.02 + 0.71	07.6	110	8.56 + 1.02	11.0	160	11.10 + 1.32	15.2	220
125	5	141.30 ± 0.25	6.55 + 0.79	06.5	90	9.52 + 1.14	09.7	140	12.70 + 1.52	13.7	200
150	6	168.28 ± 0.28	7.11 + 0.86	06.5	90	10.97 + 1.32	09.7	140	14.27 + 1.70	13.1	190
200	8	219.08 ± 0.38	8.18 + 0.99	05.5	80	12.70 + 1.52	08.3	120	--	--	--

1 Mpa = 10 Kgf/cm², 1 Kgf/cm² = 14.20 psi

Note:Pressure rating of the pipes in threaded conditions reduces to half compared to unthreaded (aqua Gold®) pipes. These pipes are not recommended for solvent weld joints. #65mm (2½") pipe dimensions are as per company standards.

THE SYSTEM

Supreme Lifeline® C-PVC, manufactured using world's best Japanese material and technology, is an ideal solution for hot and cold water usage. This system is one of the best substitutes for GI piping in water supply and distribution and for industrial applications. The pipes and fittings are made of chlorinated polyvinyl chloride and available in complete range from 15 to 50mm dia (½" to 2") as per copper tube sizes (CTS). The pipes are available in SDR 11 and SDR 13.5 whereas fittings are available in SDR 11 class. Pipes and most running fittings in SDR 9 i.e., heavy pressure class in 20 and 25mm dia (¾" and 1") are also available. Pipes and fittings in CTS are manufactured according to IS:15778 and ASTM D-2846 respectively. Threaded inserts in the transition fittings are made from brass to withstand chemical corrosion at elevated temperatures.

The choice of the raw material, the structural accuracy and the strict quality control imparts a high degree of reliability to Supreme Lifeline® C-PVC. Lifeline® is the most suitable, easy and economic solution for transportation and distribution of potable water. It is technically much superior, cost effective and offers many advantages over GI and other conventional systems.

Fields of application

Lifeline® C-PVC is designed for hot and cold water supply in residential, commercial and public projects, high and low rise buildings, corporate houses and academic institutes, solar heater applications etc. It is suitable for all uptake and down take lines, terrace looping and concealed pipe work applications.

FEATURES AND BENEFITS

High quality and wide range - The system consists of pipes and a wide range of fittings with company manufactured, NSF approved international quality solvent cements, which makes the system complete in all respect.

Excellent resistance to corrosion and chemical attacks - Lifeline® is completely free from corrosion and offers excellent resistance to great number of chemicals like strong mineral acids and bases.

Most suitable for carrying potable water – Being free from corrosion and negative biological effects it does not break down even under the harshest water conditions and hence the quality of water never deteriorates.

Light weight, easy and quick assembly - Light weight and simple solvent cement jointing methods results in extensive saving on time, labour and costs.

Tough and rigid material - C-PVC has a much higher strength modulus than other thermoplastics used in plumbing applications. Due to its tough and rigid material properties, Lifeline® can withstand higher pressure and temperatures. It requires lesser number of supports with minimum offsets or looping.

Leak proof joints - Jointing with special solvent cement manufactured and supplied by the company ensures 100% leak proof joints.

Low thermal expansion - As the co-efficient of thermal expansion is low, expansion due to temperature variations is reduced and hence unsightly snaking of pipes can be avoided.

Superior insulation properties - Lifeline® has better insulation properties than metal pipes which reduces heat loss and consequent insulation costs.

Fire resistance- Lifeline® C-PVC does not support combustion.

Maintenance free - Being free from rusting, pitting or scaling and galvanic or electrolytic corrosion, maintenance is minimal.

Highly economical in long run - This system is more cost effective than any other plumbing system in the long run.

PIPES

Pipe dimensions and pressure rating chart as per IS:15778 (CTS series)

Nominal size		Outer diameter (mm)		SDR - 9 (company standard)				SDR - 11				SDR - 13.5			
				Wall thickness (mm)		Working pressure at		Wall thickness (mm)		Working pressure at		Wall thickness (mm)		Working pressure at	
						23°C	82°C			27°C	82°C			27°C	82°C
mm	inch	Min	Max	Min	Max	Kgf/cm²		Min	Max	Kgf/cm²		Min	Max	Kgf/cm²	
15	½	15.8	16.0	-	-	-	-	1.70	2.20	28.14	6.93	1.40	1.90	22.23	5.60
20	¾	22.1	22.3	2.50	3.00	35.20	8.80	2.00	2.50	28.14	6.93	1.70	2.20	22.23	5.60
25	1	28.5	28.7	3.20	3.80	34.20	8.80	2.60	3.10	28.14	6.93	2.10	2.60	22.23	5.60
32	1¼	34.8	35.0	-	-	-	-	3.20	3.70	28.14	6.93	2.60	3.10	22.23	5.60
40	1½	41.2	41.4	-	-	-	-	3.80	4.30	28.14	6.93	3.10	3.60	22.23	5.60
50	2	53.9	54.1	-	-	-	-	4.90	5.50	28.14	6.93	4.00	4.60	22.23	5.60

Note: When connected to gas water heater, C-PVC should not be located within 50cm of the flue. For water heaters lacking reliable temperature control, this distance may be increased up to 1m. A metal nipple or flexible appliance connector should be utilized.

FITTINGS

Item Code	Size in mm	Size in inch	SDR	Box Qty.
MC1P9CPL002E	20	¾	9	600
MC1P9CPL003I	0	1	9	300
MC1P1CPL001I	25	½	11	150
MC1P1CPL002I	50	¾	11	600
MC1P1CPL003I	110	1	11	300
MC1P1CPL004I	50	1¼	11	80
MC1P1CPL005I	250	1½	11	55
MC1P1CPL006I	0	2	11	20

Coupler

Item Code	Size in mm	Size in inch	SDR	Box Qty.
MC1P9ELB002I	20	¾	9	400
MC1P9ELB003I	30	1	9	200
MC1P1ELB001I	25	½	11	400
MC1P1ELB002I	40	¾	11	400
MC1P1ELBW02I (w/o rib)	50	¾	11	
MC1P1ELB003I	100	1	11	200
MC1P1ELB004I	250	1¼	11	40
MC1P1ELB005I	200	1½	11	25
MC1P1ELBW05I (w/o rib)	250	1½	11	75
MC1P1ELB006I	200	2	11	15

Elbow 90°

Item Code	Size in mm	Size in inch	SDR	Box Qty.
MC1P1BDF001I	25	½	11	330
MC1P1BDF002I	50	¾	11	225
MC1P1BDF003I	100	1	11	100
MC1P1BDF004I	200	1¼	11	60
MC1P1BDF005I	250	1½	11	30
MC1P1BDF006I	300	2	11	15


Elbow 45°

Item Code	Size in mm	Size in inch	SDR	Box Qty.
MC1P1REL2X1I	20x15	¾x½	11	200
MC1P1REL3X1I	25x15	1x½	11	150
MC1P1REL3X2I	25x20	1x¾	11	100
MC1P1REL4X2I	50x20	1¼x¾	11	70
MC1P1REL5X2I	50x25	1½x¾	11	50
MC1P1REL5X3I	100	1½x1	11	50
FCP0REL002EW	32x20	1¼x1 (F)	11	100
FCP0REL003EW	40x20	1½x1¼ (F)	11	20
FCP0REL006EW	40	2x1 (F)	11	35
FCP0REL001EW	40x25	2x1¼ (F)	11	35
FCP0REL004EW	50	2x1½ (F)	11	35

Reducing Elbow

Item Code	Size in mm	Size in inch	SDR	Box Qty.
MC1P1TWE002I	32x25	¾	11	100

Three Way Elbow

Item Code	Size in mm	Size in inch	SDR	Box Qty.
MC1P9TEE002I	20	¾	9	300
MC1P9TEE003I	50x40	1	9	120
MC1P1TEE001I	20	½	11	300
MC1P1TEE002I	25	¾	11	300
MC1P1TEEW02I (w/o rib)	15	¾	11	300
MC1P1TEE003I	25	1	11	150
MC1P1TEE004I	50	1¼	11	30
MC1P1TEE005I	200	1½	11	50
MC1P1TEE006I	250	2	11	10

Equal Tee

Item Code	Size in mm	Size in inch	SDR	Box Qty.
MC1P1RTE2X1I	20x15	¾x½	11	600
MC1P1RTE3X1I	25x15	1x½	11	300
MC1P1RTE3X2I	25x20	1x¾	11	600
MC1P1RTE4X2I	32x20	1¼x¾	11	300
MC1P1RTE4X3I	32x25	1¼x1	11	600
MC1P1RTE5X2I	40x20	1½x¾	11	300
MC1P1RTE5X3I	40x25	1½x1	11	400
MC1P1RTE5X4I	40x32	1½x1¼	11	300

Reducing Tee

Item Code	Size in mm	Size in inch	SDR	Box Qty.
MC1P1RTE6X1I	50x15	2x½	11	150
MC1P1RTE6X2I	50x20	2x¾	11	150
MC1P1RTE6X3I	50x25	2x1	11	150
MC1P1RTE6X4I	50x32	2x1¼	11	120
MC1P1RTE6X5I	50x40	2x1½	11	120
FCP0RET020EW	32x15 (F)	1¼x½	11	100
FCP0RET025EW	40x15 (F)	1½x½	11	70

Reducing Tee

Item Code	Size in mm	Size in inch	SDR	Box Qty.
MC1P1CRT001I	15	½	11	50
MC1P1CRT002I	25	¾	11	100
MC1P1CRT003I	20	1	11	120
MC1P1CRT004I	50	1¼	11	60

Cross Tee

Item Code	Size in mm	Size in inch	SDR	Box Qty.
NC1P1UNI001I	25	½	11	30
NC1P1UNC002I	50	¾	11	50
NC1P1UNN002I	20 (new)	¾	11	80
NC1P1UNI003I	100	1	11	60
NC1P1UNI004I	250	1¼	11	30
NC1P1UNI005I	300	1½	11	20
NC1P1UNT002I	20	2	11	10
NC1P1UNT003I	25	¾	11	80
NC1P1UNT004I	20	1	11	50
	25	1¼	11	30
	30		11	
	40		11	
	50		11	

Union

Union (Threaded)

Item Code	Size in mm	Size in inch	SDR	Box Qty.
MC1P9RED3X2I	25x20	1x¾	9	120
MC1P1RED2X1I	20x15	¾x½	11	300
MC1P1RED3X1I	25x15	1x½	11	200
MC1P1RED3X2I	25x20	1x¾	11	120
MC1P1RED4X1I	32x15	1¼x½	11	40
MC1P1RED4X2I	32x20	1¼x¾	11	120
MC1P1RED4X3I	32x25	1¼x1	11	100
MC1P1RED5X2I	40x20	1½x¾	11	70
MC1P1RED5X3I	40x25	1½x1	11	80
MC1P1RED5X4I	40x32	1½x1¼	11	50
MC1P1RED6X3I	50x25	2x1	11	40
MC1P1RED6X4I	50x32	2x1¼	11	35
MC1P1RED6X5I	50x40	2x1½	11	30
FCP0RED003EW	40x20	1½x¾ (F)	11	
FCP0RED002EW	50x20	2x¾ (F)	11	50

Reducer

Item Code	Size in mm	Size in inch	SDR	Box Qty.
MC1P1ECP001I	15	½	11	600
MC1P1ECP002I	20	¾	11	400
MC1P1ECP003I	25	1	11	240
MC1P1ECP004I	32	1¼	11	150
MC1P1ECP005I	40	1½	11	90
MC1P1ECP006I	50	2	11	30

End Cap

Item Code	Size in mm	Size in inch	SDR	Box Qty.
MC1P1REB2X1I	20x15	¾x½	11	800
MC1P1REB3X1I	25x15	1x½	11	300
MC1P1REB3X2I	25x20	1x¾	11	350
MC1P1REB4X1I	32x15	1¼x½	11	45
MC1P1REB4X2I	32x20	1¼x¾	11	150
MC1P1REB4X3I	32x25	1¼x1	11	150
MC1P1REB5X1I	40x15	1½x½	11	30
MC1P1REB5X2I	40x20	1½x¾	11	100
MC1P1REB5X3I	40x25	1½x1	11	100
MC1P1REB5X4I	40x32	1½x1¼	11	100
MC1P1REB6X2I	50x20	2x¾	11	20
MC1P1REB6X3I	50x25	2x1	11	50
MC1P1REB6X4I	50x32	2x1¼	11	50
MC1P1REB6X5I	50x40	2x1½	11	50

Reducing Bush

Pipes and fitting offered upto 50mm (2") are as per CTS standards. SDR-Standard dimension ratio (Pressure class).

Item Code	Size in mm	Size in inch	SDR/ SCH	Box Qty.
MC1P81RB001	15x15	½x½	1	300
I	20x20	¾x¾	1	400
MC1P81RB002	25x25	1x1	1	100
I	32x32	1¼x1¼	1	40
MC1P81RB003	40x40	1½x1½	1	30
I	50x50	2x2	1	20
MC1P81RB004			1	
I			1	
MC1P81MTA001I	15	½	11	500
MC1P1MTA002I	20	¾	11	600
MC1P81MTA003I	25	1	11	120
MC1P1MTA004I	32	1¼	11	60
MC1P1MTA005I	40	1½	11	50
MC1P1MTA006I	50	2	11	30
MC1P1RMT2X1I	20x15	¾x½	11	300
MC1P1RMT3X2I	25x20	1x¾	11	200
MC1P1RMT4X3I	32x25	1¼x1	11	100
MC1P1FTA001I	15	½	1	300
MC1P1FTA002I	20	¾	1	200
MC1P1FTA003I	25	1	1	120
MC1P1FTA004I	32	1¼	1	60
MC1P1FTA005I	40	1½	1	40
MC1P1FTA006I	50	2	1	20
MC1P1RFT2X1I	20x15	¾x½	1	300
MC1P1RFT4X3I	32x25	1¼x1	1	100
MC2P9FTE2X1I	20x15	¾x½	9	240
MC2P9FTE3X1I	25x15	1x½	9	100
MC2P1FTE001I	15	½	11	160
MC2P1FTE2X2I	20	¾	11	100
MC2P1FTE003I	25	1	11	50
MC2P1FTE004I	32	1¼	11	15
MC2P1FTE2X1I	20x15	¾x½	11	300
MC2P1FEW2X2I (w/o rib)	20x15	¾x½	11	300
MC2P1FTE3X1I	25x15	1x½	11	100
MC2P1FTE3X2I	25x20	1x¾	11	80
MC2P1FTE4X1I	40x15	1¼x½	11	75
MC2P1MTE2X1I	20x15	¾x½	11	120
MC2P9RTE3X1I	25x15	1x½	9	100
MC2P1FTT001I	15	½	11	120
MC2P1FTT002I	20	¾	11	60
MC2P1FTT003I	25	1	11	20
MC2P1FTT004I	32	1¼	11	30
MC2P1FTT2X1I	20x15	¾x½	11	240
MC2P1FTT3X1I	25x15	1x½	11	60
MC2P1FTT3X2I	25x20	1x¾	11	60
MC2P1FTT4X1I	32x15	1¼x½	11	50
MC2P1MT T2X1I	20x15	¾x½	11	100

Transition Bush

MTA (Plastic)

FTA (Plastic)

Female Threaded Elbow (Brass)

Male Threaded Elbow (Brass)


Female Threaded Tee (Brass)

Male Threaded Tee (Brass)

Item Code	Size in mm	Size in inch	SDR/ SCH	Box Qty.
MC2P9FTA3X1I	25x15	1x½	9	150
MC2P1FTA001I	15	½	11	50
MC2P1FTA002I	20	¾	11	50
MC2P1FTA003I	25	1	11	30
MC2P1FTA004I	32	1¼	11	12
MC2P1FTA005I	40	1½	11	10
MC2P1FTA006I	50	2	11	6
MC2P1FTA2X1I	20x15	¾x½	11	160
MC2P1FTA3X1I	25x15	1x½	11	100
MC2P1FTA3X2I	25x20	1x¾	11	100
MC2P1MTA001I	15	½	1	50
MC2P1MTA002I	20	¾	1	50
MC2P1MTA003I	25	1	1	30
MC2P1MTA004I	32	1¼	1	12
MC2P1MTA005I	40	1½	1	10
MC2P1MTA006I	50	2	1	6
MC2P1MTR2X1I	20x15	¾x½	1	100
MC2P1MTA2X1I	20x15	¾x½	1	150
MC2P1MTR3X1I	25x15	1x½	1	40
MC2P1MTR3X2I	25x20	1x¾	1	30
MC1P1WYE004I	32	1¼	11	30
NC1P1BLV002I	20	¾	11	40
NC1P1BL1101	1	½	1	125
I NC1P1B	5	¾	1	60
VLT02I	2	1	1	32
NC1P1B	0	1¼	1	12
VLT03I	2	1½	1	14
NC1P1B	5	2	1	2
VLT04I	3		1	
NC1P1B	2		1	
VLT05I	4		1	
NC1P1B	0		1	
VLT06I	*20	¾	1	
NC1P1BVUN03I	25	1	1	
NC1P1UBVP04I	32	1¼	1	16
NC1P1UBV T04I	32	1¼	11	16
NC2P1CVF002I	20	¾	11	9

FTA (Brass)

MTA (Brass)

RMTA (Brass)

Single Y

Ball Valve

Union Ball Valve (Plain)

Union Ball Valve (Threaded)

Concealed Valve

Pipes and fitting offered upto 50mm (2") are as per CTS standards. F-Fabricated, SDR-Standard dimension ratio (Pressure class).
*Marked product will be shortly introduced

Item Code	Size in mm	Size in inch	SDR/ SCH	Box Qty.
NC2P1C VQAB2I	20	¾	11	9
NC2P1C VQAH2I	20	¾	11	9
NC2P1CVQDN1I	1	½	1	9
NC2P1CVQDN2I	5	¾	1	9
NC2P1CVQDN3I	2	1	1	9
	0		1	
	2		1	
	5		1	
NC2P1C VSQR2I	2	¾	1	1
(Shor t)	0	¾	1	0
NC2P1CVLQR2I	2		1	1
(Long)	0		1	0
NC2P1CVSQS2I (Short)	2	¾	1	1
NC2P1CVLQS2I (Long)	0	¾	1	0
	2		1	1
NC2P1C VSQT2I	0	¾	1	0
(Shor t)	0	¾	1	0
NC2P1CVLQT2I	2		1	1
(Long)	0		1	0
NC2P1STH002I	20	¾	11	10
MC2P1YST003I	2	1	1	12
MC2P1YST004I	5	1¼	1	6
MC2P1YST005I	3	1½	1	3
MC2P1YST006I	2	2	1	2
	4		1	
	0		1	
	5		1	
NP2G8YSTPC3E	2	1	1	12
NP2G8YSTPC4E	9	1¼	1	6
NP2G8YSTPC5E	3	1½	1	3
NP2G8YSTPC6E	2	2	1	2
	4		1	
	0		1	
	5		1	
	0		1	
MC1P1BPB001	1	½	1	100
I	5	¾	1	100
MC1P1BPB002	2	1	1	60
I	0		1	
MC1P1BPB003	2		1	
I	5		1	
MC1P1CRP001I	15	½	11	270



Concealed Valve (Quarter Turn)

Concealed Valve (Quarter Turn) New design


Screw Tap with Handwheel



Y Strainer


Bypass Bend

Circuit Testing Plug (N)

Item Code	Size in mm	Size in inch	SDR/ SCH	Box Qty.
MC1P1ELH1X1	15	½		10
I	20x15	¾x½		0
MC1P1ELH2X1				20
I				0
MC1P1PCL001I	1	½		80
MC1P1PCL002I	5	¾		0
MC1P1PCL003I	2	1		60
MC1P1PCL004I	0	1¼		0
MC1P1PCL005I	2	1½		60
MC1P1PCL006I	5	2		0
	3			30
	2			0
	4			20
MC1P1PCN001	0	½		80
I	5	1¼		0
MC1P1PCN004	0	1½		80
I	2	2		0
MC1P1PCN005	4			20
I	0			0
MC1P1PCN006	5			16
I	0			0
MC1P1PCC002I	2	¾		60
MC1P1PCC003I	0	1		0
	2			50
	5			0
NC1P1PCL002I	2	¾	11	40
NC1P1PCL003I	0	1	11	0
	2			30
	5			0
	*40	1½	11	
NC1P1FVS006I	50	2	11	10
MC1P1HNP001I	1	½	11	400
MC1P1HNP002I	5	¾	11	225
MC1P1HNP003I	2	1	11	140
MC1P1HNP004I	0	1¼	11	80
MC1P1HNP005I	2	1½	11	60
MC1P1HNP006I	5	2	11	40
	3			
	2			
	4			
NC1P1NR	20	¾	1	2
V002I	0	1	1	4
NC1P1NR	25	1¼	1	1
V003I	*32	1½	1	8
	*40	2	1	
	*50		1	
			1	
			1	
			1	
			1	
NC1P1TAV002	2	¾	1	8
I	0	1	1	0
NC1P1TAV003	2	1½	1	2
I	5		1	5
NC1P1TAV005	4		1	3
I	0		1	0


Elbow Holder

Pipe Clip

Pipe Clip (N)


Pipe Clip (C)

Pipe Clamp with Nail

Flange Van Stone Style

Hex Nipple

Non Return Valve (NRV)

Tank Air Vent

Pipes and fitting offered upto 50mm (2") are as per CTS standards. F-Fabricated, SDR-Standard dimension ratio (Pressure class).
*Marked product will be shortly introduced

Item Code	Size in mm	Size in inch	SDR/ SCH	Box Qty.	
MC1P1HRP1X7I	15x7	½x7mm	11	30	Hole Repairing Coupler
MC1P1HRP2X7I	20x7	¾x7mm	11	0	
MC1P1HRP211I	20x11	¾x11mm	11	20	
MC1P1HRP3X7I	25x7	1x7mm	11	0	
				40	
				0	
				16	
				0	
NC1P1TCM002I	2	¾	1	8	Tank Connector (MT/MT)
NC1P1TCM003I	0	1	1	0	
NC1P1TCM004I	2	1¼	1	5	
	5		1	0	
	3		1	3	
	2		1	0	
NC1P1TCR001	1	½	11	100	Tank Connector (MT/FT)
I	5	¾	11	80	
NC1P1TCR002	2	1	11	50	
I	0	1¼	11	30	
NC1P1TCR003	2	1½	11	20	
I	5				
NC1P1TCR004	3				
I	2				
NC1P1TCR005	4				
I	0				
NC1P1TCS002	2	¾	1	100	Tank Connector (MT/Soc)
I	0	1	1	50	
NC1P1TCS003	3	1¼	1	25	
I	5	1½	1	50	
NC1P1TCS004	3	2	1	30	
I	2		1		
NC1P1TCS005	4		1		
I	0		1		
NC1P1TCS006	5		1		
I	0		1		
FCP0RTC001EW	50	2 (F)	11	25	Tank Connector (for R.C.C. tank) (MT/Spg) (F)
NC1P1TCL002I	2	¾	1	60	Tank Connector Long (MT/Spg)
NC1P1TCL003I	0	1	1	100	
NC1P1TCL004I	2	1¼	1	50	
NC1P1TCL005I	5	1½	1	40	
NC1P1TCL006I	3	2	1	25	
	2		1		
	4		1		
	0		1		
	5		1		
	0		1		
MC1P1WMF002I	20x15	¾x½		20	Wall Mixer Fixture
FCP0WMS0001I	20x15	¾x½		1	Wall Mixer Fixture Set (all top)
FCP0WMS0002I	25x15	1x½		0	
				1	
				0	

Item Code	Size in mm	Size in inch	SDR/ SCH	Box Qty.	
FCP0WMS0006I	20x15	¾x½		1	Wall Mixer Fixture Set (Top & Side)
FCP0WMS0003I	25x15	1x½		0	
				1	
				0	
FCP0WMS0004I	20x15	¾x½		1	Wall Mixer Fixture Set (Top & Bottom)
FCP0WMS0005I	25x15	1x½		0	
				1	
				0	
FCP0BPB010EW	3	1¼	11	3	Bypass Bend (F)
FCP0BPB011EW	2	1½	11	0	
FCP0BPB012EW	4	2	11	2	
	0			0	
	5			3	
	0			5	
MC1P1LSB002I	20	¾	1	100	Long Swept Bend
MC1P1LSB003I	25	1	1	120	
MC1P1LSB004I	32	1¼	1	75	
	*40	1½	1		
			1		
			1		
FCP0BNS001EW	1	½	11	125	Bend (F)
FCP0BNS002EW	5	¾	11	75	
FCP0BNS003EW	2	1	11	100	
FCP0BNS004EW	0	1¼	11	50	
FCP0BNS005EW	2	1½	11	30	
FCP0BNS006EW	5	2	11	50	
	3				
	2				
	4				
	0				
	5				
	0				
FCP0SB9001EW	25	1	11	125	Short Bend (F)
4100339	1	½			Metal Clamp
	5	¾			
4100340	2	1			
	0	1¼			
4100341	2	1½			
	5	2			
4100342	3				
	2				
4100343	4				
	0				
4100344	5				
	0				

Pipes and fitting offered upto 50mm (2") are as per CTS standards. F-Fabricated, SDR-Standard dimension ratio (Pressure class).
*Marked product will be shortly introduced

THE SYSTEM

C-PVC (Chlorinated Polyvinyl Chloride) has become a popular choice because of its superior material properties like high glass transition temperature, higher heat distortion temperature, extraordinary mechanical properties and chemical inertness together with its cost effectiveness. Supreme Lifelineplus C-PVC manufactured using world's best Japanese material and technology, is an ideal solution for hot and cold water, transportation of different chemicals and various other applications in industrial sector. This system is one of the best substitutes for GI and other metal piping systems being used for industrial applications. Choice of the raw material and strict quality control in production, gives these products a high degree of reliability which makes Lifelineplus C-PVC a preferred choice of quality conscious customers.

To meet the industrial requirements, pipes and fittings are made available up to 250mm dia (10") in IPS (Iron Pipe Size). series. Both the pipes and fittings are available in SCH 40 and SCH 80 pressure class. Pipes are made as per the ASTM F441 whereas the fittings are made as per ASTM F438 and F 439.

Fields of application

Supreme Lifelineplus C-PVC piping system is an ideal choice for Metal industries and treatment plants, Paper and pulp industries, Chemical, Fertilizer and Pharmaceutical industries, Food and beverage industries, Water and waste water treatment plants, Sugar and cement industries, RO plants etc.

FEATURES AND BENEFITS

- Excellent resistance to corrosion and chemical attacks
- Superior insulation properties- Low coefficient of thermal conductivity hence less insulation cost.
- Excellent temperature resistance up to 93°C
- Resistant to fire
- Use of NSF approved international quality raw material and availability of own manufactured NSF approved solvent cements
- Simple and leak proof joints
- Maintenance free
- Long service life

PIPES

Pipe dimensions and pressure rating chart as per ASTM F-441 (IPS series)

Nominal size		Outer diameter (mm)		Schedule 40				Schedule 80			
				Wall thickness (mm)		Working pressure at		Wall thickness (mm)		Working pressure at	
						23°C	82°C			23°C	82°C
mm	inch	Min	Max	Min	Max	Kgf/cm²		Min	Max	Kgf/cm²	
65	2½	72.84	73.20	5.16	5.77	21.10	5.20	7.01	7.85	29.50	7.30
80	3	88.70	89.10	5.49	6.15	18.20	4.50	7.62	8.53	26.00	6.30
100	4	114.07	114.53	6.02	6.73	15.40	3.80	8.56	9.58	22.50	5.60
150	6	168.02	168.58	7.11	7.97	12.65	3.16	10.97	12.29	19.68	4.92
200	8	218.72	219.48	8.18	9.17	11.24	2.81	12.70	14.22	17.57	4.21
250	10	272.72	273.48	9.27	10.39	9.84	2.46	15.06	16.86	16.17	3.86

Note : • Recommended de-rating factors should be applied before selecting any component for particular temperature and pressure. • C-PVC is not suitable or recommended for polar organic solvents and compressed air applications. • Max. allowable pressure for flanged connections is 10kg/cm^2 .

FITTINGS

Item Code	Size in mm	Size in inch	SCH	Box Qty.
MC1P4CPL007I	65	2½	40	15
MC1P4CPL008I	80	3	40	10
MC1P4CPL009I	100	4	40	10
MC1P8CPL007I	65	2½	80	15
MC1P8CPL008I	80	3	80	8
MC1P8CPL009I	100	4	80	9
MC1P8CPL010I	150	6	80	3
MC1P8CPL011I	200	8	80	3

Coupler

Item Code	Size in mm	Size in inch	SCH	Box Qty.
MC1P4ELB007I	65	2½	40	8
MC1P4ELB008I	80	3	40	10
MC1P4ELB009I	100	4	40	5
MC1P8ELB007I	65	2½	80	8
MC1P8ELB008I	80	3	80	10
MC1P8ELB009I	100	4	80	4
MC1P8ELB010I	150	6	80	2
MC1P8ELB011I	200	8	80	1

Elbow 90°

Item Code	Size in mm	Size in inch	SCH	Box Qty.
MC1P8BDF007I	65	2½	80	10
MC1P8BDF008I	80	3	80	6
MC1P8BDF009I	100	4	80	2


Elbow 45°

Item Code	Size in mm	Size in inch	SCH	Box Qty.
MC1P4TEE007I	65	2½	40	5
MC1P4TEE008I	80	3	40	8
MC1P4TEE009I	100	4	40	3
MC1P8TEE007I	65	2½	80	5
MC1P8TEE008I	80	3	80	7
MC1P8TEE009I	100	4	80	3
MC1P8TEE010I	150	6	80	2
MC1P8TEE011I	200	8	80	1



Equal Tee

Item Code	Size in mm	Size in inch	SCH	Box Qty.
MC1P8RT10X8I	150x80	6x3	80	2

Reducing Tee

Item Code	Size in mm	Size in inch	SCH	Box Qty.
MC1P81RT7X3I	65x25	2½x1	11/80	6
MC1P81RT7X4I	65x32	2½x1¼	11/80	8
MC1P81RT7X5I	65x40	2½x1½	11/80	8
MC1P81RT7X6I	65x50	2½x2	11/80	5
MC1P81RT8X6I	80x50	3x2	11/80	4
MC1P81RT9X3I	100x25	4x1	11/80	8
MC1P81RT9X6I	100x50	4x2	11/80	6
FCP0RET014EW	65x20	2½x3/4 (F)	11/80	15

Reducing Tee (IPS x CTS)

Item Code	Size in mm	Size in inch	SCH	Box Qty.
FCP0RET014EW	65x20	2½x¾	80	25
FCP0RET021EW	80x25	3x1	80	25
FCP0RET022EW	80x32	3x1¼	80	25
FCP0RET017EW	80x40	3x1½	80	20
FCP0RET012EW	80x65	3x2½	80	15
FCP0RET032EW	100x32	4x1¼	80	15
FCP0RET018EW	100x40	4x1½	80	10
FCP0RET023EW	100x65	4x2½	80	10
FCP0RET024EW	100x80	4x3	80	

Reducing Tee (F)

Item Code	Size in mm	Size in inch	SCH	Box Qty.
NC1P8UNI007I	65	2½	80	6
NC1P8UNI008I	80	3	80	3
NC1P8UNI009I	100	4	80	2

Union

Item Code	Size in mm	Size in inch	SCH	Box Qty.
MC1P8RED8X7I	80x65	3x2½	80	10
MC1P8RED9X7I	100x65	4x2½	80	4
MC1P8RED9X8I	100x80	4x3	80	12
MC1P8REDSX91	150x100	6x4	80	5
MC1P8REDEXSI	200x150	8x6	80	2

Reducer

Item Code	Size in mm	Size in inch	SCH	Box Qty.
MC1P81RD7X2I	65x20	2½x¾	11/80	20
MC1P81RD7X4I	65x32	2½x1¼	11/80	20
MC1P81RD8X6I	80x50	3x2	11/80	12
MC1P81RD9X6I	100x50	4x2	11/80	6

Reducer (IPS x CTS)

Item Code	Size in mm	Size in inch	SCH	Box Qty.
FCP0RED018EW	150x100	6x4	40	10
FCP0RED004EW	65x40	2½x1½	80	20
FCP0RED005EW	65x50	2½x2	80	
FCP0RED019EW	80x32	3x1¼	80	
FCP0RED015EW	80x40	3x1½	80	
FCP0RED016EW	80x50	3x2	80	
FCP0RED006EW	100X40	4x1½	80	15
FCP0RED017EW	100x65	4x2½	80	

Reducer (F)

Item Code	Size in mm	Size in inch	SCH	Box Qty.
MC1P8ECP007I	65	2½	80	20
MC1P8ECP008I	80	3	80	12
MC1P8ECP009I	100	4	80	8


End Cap

Item Code	Size in mm	Size in inch	SCH	Box Qty.
MC1P81RB7X6I	65x50	2½x2	11/80	30
FGP8REB031EW	80x25	3x1 (F)	11/80	
FGP8REB030EW	80x32	3x1¼ (F)	11/80	
FGP8REB029EW	80x40	3x1½ (F)	11/80	
MC1P81RB8X6I	80x50	3x2	11/80	20
MC1P81RB9X6I	100x50	4x2	11/80	9

Reducing Bush (IPS x CTS)

Item Code	Size in mm	Size in inch	SCH	Box Qty.
MC1P8REB8X5I	80x40	3x1½	80	10
MC1P8REB8X7I	80x65	3x2½	80	12
MC1P8REB9X7I	100x65	4x2½	80	12
MC1P8REB9X8I	100x80	4x3	80	12
MC1P8REBTX9I	150x100	6x4	80	3

Reducing Bush

Pipes and fitting offered from 65 to 200mm (2½" to 8") are in SCH 40 & 80 which are as per IPS pipe size (inch series like aqua Gold®). SCH-Schedule (Pressure class), F-Fabricated, SDR-Standard dimension ratio (Pressure class)

Item Code	Size in mm	Size in inch	SDR/ SCH	Box Qty.	
FCP0MTA006EW	150	6 (F)	40	1	MTA (Plastic)
MC1P8MTA007I	65	2½	80	1	
MC1P8MTA008I	80	3	80	5	
MC1P8MTA009I	100	4	80	1	
				2	
				1	
				2	
MC1P8FTA007I	65	2½	80	12	FTA (Plastic)
MC1P8FTA008I	80	3	80	12	
MC1P8FTA009I	100	4	80	4	
MC2P8MTA007I	65	2½	80	6	MTA (Brass)
MC2P8MTA008I	80	3	80	3	
MC2P8MTA009I	100	4	80	2	
MC2P8FTA007I	65	2½	80	6	FTA (Brass)
MC2P8FTA008I	80	3	80	4	
MC2P8FTA009I	100	4	80	2	
MC1P8FLA007I	65	2½	80	6	 Flange Adapter
MC1P8FLA008I	80	3	80	5	
MC1P8FLA009I	100	4	80	6	
MC1P8FLA010I	150	6	80	3	
NC1P8FVS007I	65	2½	80	6	Flange Van Stone Style
NC1P8FVS008I	80	3	80	5	
NC1P8FVS009I	100	4	80	8	
NC1P8FVS011I	200	8	80	2	

Item Code	Size in mm	Size in inch	SDR/ SCH	Box Qty.	
MC1P8BFL007I	65	2½	80	12	Blind Flange
MC1P8BFL008I	80	3	80	10	
MC1P8BFL009I	100	4	80	3	
NC1P8BLV007I	65	2½	80	1	Ball Valve
NC1P8BLV008I	80	3	80	1	
NC1P8BVUN07I	65	2½	80	4	Ball Valve with Union
NC1P8BVUN08I	80	3	80	3	
NC2P8YST007I	65	2½	80	1	 Y Strainer
NC2P8YST008I	80	3	80	1	
FCP0RTC002EW	65	2½	80	15	 Tank Connector (for R.C.C. tank) (MT/Spg) (F)
FCP0RTC003EW	80	3	80	10	
FCP0RTC004EW	100	4	80	8	
FCP0BNS007EW	65	2½	40	15	 Bend (F)
FCP0BNS008EW	80	3	40	10	
FCP0BNS009EW	100	4	40	4	
FCP0BNS012EW	150	6	40	1	

Pipes and fitting offered from 65 to 200mm (2½" to 8") are in SCH 40 & 80 which are as per IPS pipe size (inch series like aqua Gold®). SCH-Schedule (Pressure class), F-Fabricated, SDR-Standard dimension ratio (Pressure class).

THE SYSTEM

Designed for hot and cold water application, Supreme indo green® PP-R is the latest and most suitable system for all plumbing applications. Besides plumbing, this system can also be used for varieties of applications. The specific chemical structure of indo green® PP-R provides well balanced mechanical properties and superior long term heat resistance. More importantly, the water flowing through it does not have any negative biological effects and hence remain most hygienic. Thus, it is highly suitable for potable water application. The system has been in use for more than 30 years in Europe, Gulf, China Russia and gained good acceptance across the world.

Raw Material

The Supreme indo green® pipes and fittings are manufactured using polypropylene random copolymer type-3 (PP-R), supplied by the reputed European companies which has Bodycote certification - an independent International testing body certifying the long term performance of raw material. It has high molecular weight and excellent creep resistance which are fundamental characteristics for the transportation of hot fluids under pressure.

Product Specifications and Range

Supreme indo green® PP-R pipes are manufactured according to IS:15801 whereas fittings are manufactured as per ISO:15874 standards. The pipes and fittings in this category are available in the dimensions from 20 to 160mm. Pipes are supplied in 3m length in SDR-11, 7.4 and 6 pressure class, whereas moulded fittings are available in the highest PN20 or PN25 pressure class. 160 mm fittings are also available in PN10 and PN16 class. All threaded inserts in the transition fittings are made of brass to withstand chemical corrosion at elevated temperatures.

Supreme indo green® PP-R pipes are UV-resistant making them immune to damaging effects of sun rays.

FEATURES AND BENEFITS

Light weight, easy and quick assembly - Results in extensive saving in time and labour.

Ideal and safest system for carrying potable water - PP-R is absolutely free from corrosion and negative biological effects. It does not break down even under the harshest water conditions; hence the quality of water never deteriorates. It is in full compliance with the International standards on the use of plastics materials for the transportation of potable water.

Safe and watertight joints - Joints are made by fusion process using polyfusion device. This process gives homogeneous, integral and watertight joints, which lasts for long time.

Excellent resistance to corrosion and chemical attacks - PP-R pipes and fittings are stable against the majority of known aggressive and toxic chemicals, aggressive soils and fluids in the external environment.

Reduced head loss - Mirror smooth inside surface ensures high flow rates and very low frictional losses.

Low thermal conductivity - Results in saving .in insulation cost, thereby reducing overall operational costs.

Free from scaling - Due to the unique properties of PP-R, limestone or other deposits cannot form and hence there is no scaling or blockage in the pipelines.

High impact strength - indo green® PP-R has a very good impact strength and hence no possibility of any breakage.

Low on sound - The sound dampening property of PP-R is a major advantage in plumbing, flushing and pressurized flow applications.

Long operational durability - indo green® PP-R ensures a minimum 50 years of trouble free performance.

Highly economical in long run - This system is most cost effective than any other plumbing system. Moreover, due to savings in installation and insulation cost, this system is even comparable with standard make class-B GI piping system. Beside the above, it offers very good resistance to frost, abrasion and stray current and is considered to be the most suitable in seismic zones.

Distinguishing features of indo green® PP-R

Salient and unique features that set Supreme indo green® apart from other brands available in the market are: -

- Quality conformity with European and international standards.
- Manufactured from PP-R type-3, supplied by reputed European suppliers which have Bodycote (an independent international testing body) certification. Indigenously manufactured complete range of pipes and fittings from 20 to 160mm dia with necessary heating tools and accessories.
- Availability of fittings in PN20 pressure class.
-
- Long lasting - minimum 50 years of trouble free performance.

Fields of Application

Indo green® PP-R is designed for hot and cold water supply and heating applications and it is suitable for different applications listed below.

- Hot and cold water supply in residential, industrial, commercial and public projects.
- Solar heater applications.
- Drinking water and liquid foods.
- Watering systems for greenhouses and gardens.
- Transportation of aggressive fluids.
- Water purifying plants.
- Radiator heating.
- Traditional heating systems.
- Air distribution and compressed air systems.
- Chilled water and air conditioning.

PIPES

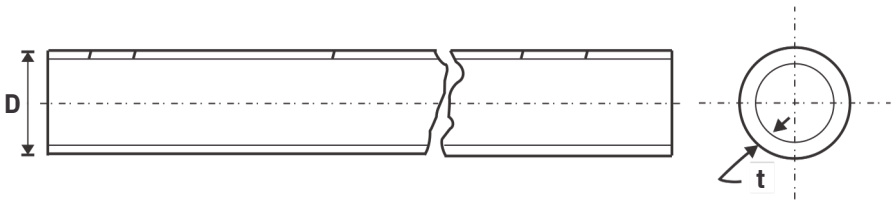

Pipe Dimensions as per IS:15801 specifications

Nominal Size (mm)	Outer Diameter (D) in mm		SDR-11 (PN 10) Wall Thickness (t) in mm		SDR-7.4 (PN 16) Wall Thickness (t) in mm		SDR-6 (PN 20) Wall Thickness (t) in mm	
	Min	Max	Min	Max	Min	Max	Min	Max
20	20.0	20.3	1.90	2.30	2.80	3.30	3.40	4.00
25	25.0	25.3	2.30	2.80	3.50	4.10	4.20	4.90
32	32.0	32.3	2.90	3.40	4.40	5.10	5.40	6.20
40	40.0	40.4	3.70	4.30	5.50	6.30	6.70	7.60
50	50.0	50.5	4.60	5.30	6.90	7.80	8.30	9.40
63	63.0	63.6	5.80	6.60	8.60	9.70	10.50	11.80
75	75.0	75.7	6.80	7.70	10.30	11.60	12.50	14.00
90	90.0	90.9	8.20	9.30	12.30	13.80	15.00	16.70
110	110.0	110.9	10.00	11.20	15.10	16.90	18.30	20.40
160	160.0	161.5	14.60	16.30	21.90	24.30	26.60	29.50

Note : (1.) Pipes are offered in indo green® (IG) colour with standard length of 3m, duly packed in plastic bags. (2.) Non standard length of 4m and 6m can be offered against bulk requirements. (3.) All dimensions unless otherwise specified are in mm. (4.) 160mm pipe is offered as per ISO:15874 standards.

FITTINGS

Item Code	Size in mm	PN	Box Qty.
MG1P2CPL020I	20	25	280
MG1P2CPL025I	25	25	200
MG1P2CPL032I	32	25	300
MG1P2CPL040I	40	25	60
MG1P2CPL050I	50	25	40
MG1P2CPL063I	63	25	20
MG1P2CPL075I	75	20	12
MG1P2CPL090I	90	20	6
MG1P2CPL110I	110	20	3

Coupler

Item Code	Size in mm	PN	Box Qty.
MG1P2ELB020I	20		600
MG1P2ELB025I	25	25	280
MG1P2ELB032I	32	25	180
MG1P2ELB040I	40	25	90
MG1P2ELB050I	50	25	20
MG1P2ELB063I	63	25	12
MG1P2ELB075I	75	20	5
MG1P2ELB090I	90	20	3
MG1P2ELB110I	110	20	4
	160 (BW)	20	L
		16	

Elbow 90°

Item Code	Size in mm	PN	Box Qty.
	25x20		120
MG1P2REA025I	32x20	25	80
MG1P2REB032I	32x25	25	50
MG1P2REA032I	40x25	25	50
MG1P2REB040I	40x32	20	50
MG1P2REA040I	50x32	20	40
MG1P2REB050I		20	



*Reducing Elbow

Item Code	Size in mm	PN	Box Qty.
	20		250
MG1P2BDF020I	25	25	160
MG1P2BDF025I	32	25	100
MG1P2BDF032I	40	25	50
MG1P2BDF040I	50	25	30
MG1P2BDF050I	63	25	12
MG1P2BDF063I	75	20	8
MG1P2BDF075I	90	20	4
MG1P2BDF090I		20	

Elbow 45°

Item Code	Size in mm	PN	Box Qty.
MG1P2TEE020I	20	25	140
MG1P2TEE025I	25	25	200
MG1P2TEE032I	32	25	120
MG1P2TEE040I	40	25	30
MG1P2TEE050I	50	25	16
MG1P2TEE063I	63	25	10
MG1P2TEE075I	75	20	4
MG1P2TEE090I	90	20	6
MG1P2TEE110I	110	20	3
FGP6EQT160IG	160 (BW)	20	L

Equal Tee

Item Code	Size in mm	PN	Box Qty.
MG1P2RTA025I	25x20x2	20	100
MG1P2RTB032I	5	60	60
MG1P2RTA032I	32x20x3	20	60
MG1P2RTC040I	2	60	40
MG1P2RTB040I	32x25x3	20	30
MG1P2RTA040I	2	50	40
MG1P2RTD050I	40x20x4	20	20
MG1P2RTC050I	0	50	20
MG1P2RTB050I	40x25x4	20	20
MG1P2RTA050I	0	50	16
MG1P2RTD063I	40x32x4	20	10
MG1P2RTC063I	0	50	10
MG1P2RTB063I	50x20x5	20	10
MG1P2RTA063I	0	50	10
MG1P2RTC075I	50x25x5	20	5
MG1P2RTB075I	0	50	5
MG1P2RTA075I	50x32x5	20	5
MG1P2RTC090I	0	50	6
MG1P2RTB090I	50x40x5	20	6
MG1P2RTA090I	0	50	6
	63x25x6	20	
	3	50	
	63x32x6	20	
	3	50	
	63x40x6	20	
	3	50	
	63x50x6	20	
	3	50	
	75x40x7	20	

*Reducing Tee

Except for flange adapter, bypass bend and male end of male/female reducer, all other fittings are female socketed. Threaded end of transition fittings are compatible with CP fittings. PN - Nominal Pressure, BW - Butt Welding *Reducing elbow 40x20, 50x40, 63x50, 75x63, 90x75, reducing tee's 25 to 63 with 16 mm branch, 63x20, 75x20, 32, 90x20, 32, 40 and 110x32, 40, 50, 63 are available in fabricated form.

Item Code	Size in mm	PN	Box Qty.
MG1P2CRT020I	2	2	4
MG1P2CRT025I	0	0	5
	2	2	7
	5	0	0

Cross Tee

MG1P2RMA025I	25x20	25	100
MG1P2RMB032I	32x20	25	100
MG1P2RMA032I	32x25	25	160
MG1P2RMC040I	40x20	25	50
MG1P2RMB040I	40x25	25	100
MG1P2RMA040I	40x32	25	100
MG1P2RMC050I	50x25	25	36
MG1P2RMB050I	50x32	25	40
MG1P2RMA050I	50x40	25	20
MG1P2RMD063I	63x25	20	20
MG1P2RMC063I	63x32	20	20
MG1P2RMB063I	63x40	20	36
MG1P2RMA063I	63x50	20	36
MG1P2RMB075I	75x50	20	10
MG1P2RMS075I	75x63	20	16
MG1P2RMB090I	90x63	20	10
MG1P2RMA090I	90x75	20	10
MG1P2RMB110I	110x75	20	12
MG1P2RMA110I	110x90	20	8

Reducer Male/Female

MG1P2RFA025I	25x20	20	200
MG1P2RFA032I	32x20	20	150
MG1P2RFA033I	32x25	20	120
MG1P2RFB040I	40x25	20	70
MG1P2RFA040I	40x32	20	50
MG1P2RFB050I	50x32	20	24
MG1P2RFA050I	50x40	20	20
MG1P2RFB063I	63x40	20	15
MG1P2RFA063I	63x50	20	8
MG1P2RFB090I	90x63	20	8
MG1P2RFA110I	110x90	20	3
	160x90 (BW)	10	8
MG1PSRMB160I	160x90 (BW)	16	8
MG1PTRMA160I	160x110 (BW)	10	8
MG1PSRMA160I	160x110 (BW)	16	8

Reducer Female/Female

MG1P2ECP020I	20	25	400
MG1P2ECP025I	25	25	250
MG1P2ECP032I	32	25	160
MG1P2ECP040I	40	25	100
MG1P2ECP050I	50	20	63
MG1P2ECP063I	63	20	12
FGP2ECP075IG		20	25
FGP2ECP090IG	75 (F)	20	40
FGP2ECP110IG	90 (F)	20	30
	110 (F)		

End Cap

MG2P2FTE020I	20x15	25	150
MG2P2FTE021I	20x20	25	40
MG2P2FTE025I	25x15	25	100
MG2P2FTE026I	25x20	25	75
MG2P2FTE031I	32x15	25	75
MG2P2FTE032I	32x20	25	20
MG2P2FTE033I	32x25	25	50
MG2P2FTE040I	40x32	25	10
MG2P2FTE041I	40x40	25	10
MG2P2FTE051I	50x40	25	8

Female Threaded Elbow 90°

MG2P2FTE019I	20x15	25	50

Female Threaded Elbow 90° with supporting device

Item Code	Size in mm	PN	Box Qty.
MG2P2FTT020I	20x15	25	100
MG2P2FTT021I	20x20	25	25
MG2P2FTT025I	25x15	25	80
MG2P2FTT026I	25x20	25	25
MG2P2FTT034I	32x15	25	16
MG2P2FTT032I	32x20	25	16
MG2P2FTT033I	32x25	25	16

Female Threaded Tee

MG2P2MTE020I	20x15	25	100
MG2P2MTE021I	20x20	25	40
MG2P2MTE025I	25x15	25	40
MG2P2MTE026I	25x20	25	30
MG2P2MTE032I	32x20	25	20
MG2P2MTE033I	32x25	25	16
MG2P2MTE050I	50x32	25	5

Male Threaded Elbow 90°

MG2P2MT T020I	20x15	25	40
	20x20	25	20
MG2P2MT T021I	25x15	25	30
	25x20	25	25
MG2P2MT T025I	32x20	25	14
	32x25	25	12

Male Threaded Tee

MG2P2MT T026I	20x15	25	150
	20x20	25	50
MG2P2MT T032I	25x15	25	150
	25x20	25	100
MG2P2MT T033I	32x15	20	30
	32x20	25	30
MG2P2FTA020I	32x25	25	60
MG2P2FTA021I	40x32	25	40
MG2P2FTA025I	40x40	25	12
MG2P2FTA026I	50x40	25	12
MG2P2FTA031I	63x50	25	8
MG2P2FTA032I			

Female Threaded Joint (FTA)

MG2P2FTA033I	20x15	25	100
MG2P2FTA040I	20x20	25	100
MG2P2FTA041I	25x15	25	100
MG2P2FTA050I	25x20	20	80
MG2P2FTA063I	32x20	25	30
	32x25	25	50
MG2P2MTA020I	40x32	25	30
MG2P2MTA021I	40x40	20	6
MG2P2MTA025I	50x40	25	20
MG2P2MTA026I	50x50	20	6
MG2P2MTA032I	63x50	25	6
MG2P2MTA033I	75x65	25	6
MG2P2MTA040I	90x80	25	4
MG2P2MTA041I			

Male Threaded Joint (MTA)

MG2P2MTA050I	20x15	20	200
MG2P2MTA051I	20x20	20	200
MG2P2MTA063I	25x20	20	150
MG2P2MTA075I	32x25	20	80
MG2P2MTA090I	40x32	20	40
	50x40	20	50
MG1P2MTA020I	63x50	20	20
MG1P2MTA021I			
MG1P2MTA026I			
MG1P2MTA032I			
MG1P2MTA040I			
MG1P2MTA050I			
MG1P2MTA063I			

M.T.A. (Plastic)

NG1P2UNI0020	2	2	7
I	0	0	5
NG1P2UNI0025	2	2	6
I	5	0	0
NG1P2UNI0032	3	2	3
I	2	0	0



Union (Plastic)

NG2P2UNI020	2	2	40
I	0	0	50
NG2P2UNI025	2	2	40
I	5	0	10
NG2P2UNI032	3	2	6
I	2	0	4
NG2P2UNI040	4	2	
I	0	0	
NG2P2UNI050	5	2	
I	0	0	
NG2P2UNI063	6	2	
I	3	0	

Union

Except for flange adapter, bypass bend and male end of male/female reducer, all other fittings are female socketed. Threaded end of transition fittings are compatible with CP fittings. PN - Nominal Pressure, BW - Butt Welding.

Item Code	Size in mm	PN	Box Qty.	
MG2P2UFT020I	20x15	20	50	Union - Female Threaded
MG2P2UFT026I	25x20	20	40	
MG2P2UFT032I	32x25	20	25	
MG2P2UFT040I	40x32	20	14	
MG2P2UMT020I	20x15	20	50	Union - Male Threaded
MG2P2UMT026I	25x20	20	40	
MG2P2UMT034I	32x25	20	25	
MG2P2UMT040I	40x32	20	11	
MG2P2UNS020I	20	20	50	Union (SxS)
MG2P2UNS025I	25	20	40	
MG2P2UNS032I	32	20	20	
MG2P2FTU020I	20x15	20	50	Union - Female Threaded (SxFT)
MG2P2FTU025I	25x20	20	40	
MG2P2FTU032I	32x25	20	25	
NG2P2MTU020I	20x15	20	40	Union - Male Threaded (SxMT)
NG2P2MTU025I	25x20	20	30	
NG2P2MTU032I	32x25	20	20	
MG1P2SSW063I	63x32	20	40	All Plastic Weld in Saddle
MG1P2SSW075I	75x32	20	40	
MG1P2SSW090I	90x32	20	40	
MG1P2PWS110I	110x40	20	40	
MG1P2PWS111I	110x50	20	40	
MG1P2PWS160I	160x50	20	15	
MG2P2SSF063I	63x20	20	50	Weld in Saddle - Female Threaded
MG2P2SSF075I	75x20	20	40	
MG2P2SSF090I	90x20	20	20	
MG2P2SSM063I	63x20	20	20	Weld in Saddle - Male Threaded
MG2P2SSM075I	75x20	20	20	
MG2P2SSM090I	90x20	20	20	
MG2P2FLA063I	63	20	44	Adapter with Integral Flange
MG2P2FLA075I	75	20	45	
MG2P2FLA090I	90	20	54	
MG2P2FLA110I	110	20		

Note: This adapter does not require metal flange and as it comes with socketed end, it do not require coupler to connect pipe.

Item Code	Size in mm	PN	Box Qty.	
MG1P2FLA040I	40	20	10	Flange Adapter
MG1P2FLA050I	50	20	10	
MG1P2FLA063I	63	20	6	
MG1P2FLA075I	75	20	4	
MG1P2FLA090I	90	20	6	
MG1P2FLA110I	110	20	4	
MG1P2FLA161I	160 (BW)	20	6	

Note: Thisadapter require metalflangeandas it comes with spigot end, it require coupler to connect pipe.

MG1P2FLG160I	160		11	PPR-Flange
NG2P2BVL020I	20	20	8	Ball Valve
NG2P2BVL025I	25	20	16	
NG2P2BVL032I	32	20	14	
NG2P2BVL040I	40	20	4	
NG2P2BVL050I	50	20	4	
NG2P2BVL063I	63	20	2	
NG2P2CVF025I	25	20	10	Concealed Valve
NG2P2CVF032I	32	20	10	
MG2P2STH020I MG2P2STH025I MG2P2STH032I (Standard)	20 25 32	20 20 20	10 10 10	Screw Tap with Handwheel
MG2P2STL025I MG2P2STL032I (Long)	25 32	20 20	10 10	
NG1P2TCR001I	15	20	100	Tank Connector (MT/FT)
NG1P2TCR002I	20	20	80	
NG1P2TCR003I	25	20	50	
NG1P2TCR004I	40	20	30	
NG1P2TCR005I	50	20	25	
FGP2TCL021IG	20	20	100	Tank Connector Long (MT/Spg) (F)
FGP2TCL026IG	20	20	75	
FGP2TCL033IG	25	20	50	
FGP2TCL040IG	32	20	20	
FGP2TCL050IG	40	20	15	
FGP2TCL063IG	50	20	9	
MG1P2BPB020I	20	20	60	Bypass Bend
MG1P2BPB025I	25	20	40	
MG1P2BPB032I	32	20	20	
MG1P2CTP001I	15	20	270	Circuit Testing Plug
MG1P2CTP002I	20	20	80	

Except for flange adapter, bypass bend and male end of male/female reducer, all other fittings are female socketed. Threaded end of transition fittings are compatible with CP fittings. PN - Nominal Pressure, F- Fabricated, S-Socket, MT- Male Thread, FT- Female Thread, Spg- Spigot.

Item Code	Size in mm	PN	Box Qty.
MG1P2TPG001	15	20	900
MG1P2TPG002	20	20	1000
MG1P2TPG003	25	20	400

Threaded Plug

Item Code	Size in mm	PN	Box Qty.
MG1P2HRP007	7		50
MG1P2HRP011	11		50



Hole Repairing Plug

Item Code	Size in mm	PN	Box Qty.
MG1P2PCL020I	20		500
MG1P2PCL025I	25		400
MG1P2PCL032I	32		320
MG1P2PCL040I	40		240
MG1P2PCL050I	50		90
MG1P2PCL063I	63		30

Pipe Clip (Plastic)

Item Code	Size in mm	PN	Box Qty.
4100349	72-78		
4100616	102-116		

Metal Clamp with Rubber Seal

Item Code	Size in mm	PN	Box Qty.
FGP2EXL020I	20	20	10
FGP2EXL025I	25	20	8
FGP2EXL032I	32	20	5
FGP2EXL040I	40	20	1

Expansion Loop (F)

Item Code	Size in mm	PN	Box Qty.
FGP2BN9020I	20	20	125
FGP2BN9025I	25	20	100
FGP2BN9032I	32	20	40

Bend 90° (F)

Item Code	Size in mm	PN	Box Qty.
FGP2SB1110I	110 mm 11.25°	20	L
FGP6SB1160I	160 mm 11.25°	10	L
FGP2SB2110I	110 mm 22.5°	20	L
FGP6SB2160I	160 mm 22.5°	10	L
FGP2SB3110I	110 mm 30°	20	L
FGP6SB3160I	160 mm 30°	10	L
FGP2SB4110I	110 mm 45°	20	L
FGP6SB4160I	160 mm 45°	10	L
FGP2SB6110I	110 mm 60°	20	L
FGP6SB6160I	160 mm 60°	10	L

Short Bend (BW)

Item Code	Size in mm	PN	Box Qty.
FGP1BPB020IG	20	20	75
FGP1BPB025IG	25	20	55
FGP1BPB032IG	32	20	30
FGP1BPB040IG	40	20	20

Bend 90° in PN 20 pressure class are offered in extra 16 & 63mm sizes.

Bypass Bend (F)

Item Code	Size in mm	PN	Box Qty.
FGP2OSB020IG	20	20	75
FGP2OSB025IG	25	20	75
FGP2OSB032IG	32	20	30

Offset Bend (F)

Except for flange adapter, bypass bend and male end of male/female reducer, all other fittings are female socketed. Threaded end of transition fittings are compatible with CP fittings. PN - Nominal Pressure, BW - Butt welding, F- Fabricated, MT- Male Thread, FT- Female Thread, Spg- Spigot

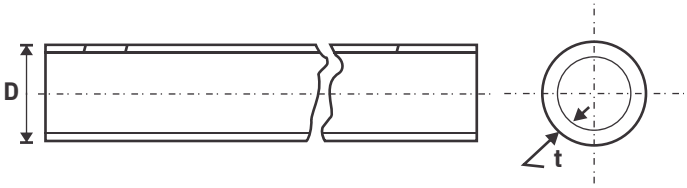

PP-R Pipe Dimensions Chart

Nominal Size (mm)	Outer Diameter (D) in mm		SDR-6 (PN 20) Wall Thickness (t) in mm	
	Min	Max	Min	Max
25	25.00	25.30	4.20	4.90
32	32.00	32.30	5.40	6.20
40	40.00	40.40	6.70	7.60
50	50.00	50.50	8.30	9.40
63	63.00	63.60	10.50	11.80

Note: Pipes are offered in white colour with standard length of 3m, duly packed in plastic bags.

FITTINGS

Item Code	Size in mm	PN	Box Qty.
MG1P2CPL025W	25	20	200
MG1P2CPL032W	32	20	300
MG1P2CPL040W	40	20	60
MG1P2CPL050W	50	20	40
MG1P2CPL063W	63	20	20

Coupler

Item Code	Size in mm	PN	Box Qty.
MG1P2ELB025W	25	20	280
MG1P2ELB032W	32	20	180
MG1P2ELB040W	40	20	90
MG1P2ELB050W	50	20	20
MG1P2ELB063W	63	20	12

Elbow 90°

Item Code	Size in mm	PN	Box Qty.
MG1P2REA025W	25x20	20	120
MG1P2REB032W	32x20	20	80
MG1P2REA032W	32x25	20	50
MG1P2REB040W	40x25	20	50
MG1P2REA040W	40x32	20	50
MG1P2REB050W	50x32	20	40

Reducing Elbow

Item Code	Size in mm	PN	Box Qty.
MG1P2BDF025W	25	20	160
MG1P2BDF032W	32	20	100
MG1P2BDF040W	40	20	50
MG1P2BDF050W	50	20	30

Elbow 45°

Item Code	Size in mm	PN	Box Qty.
MG1P2TEE025W	25	20	200
MG1P2TEE032W	32	20	120
MG1P2TEE040W	40	20	30
MG1P2TEE050W	50	20	16
MG1P2TEE063W	63	20	10

Equal Tee

Item Code	Size in mm	PN	Box Qty.
MG1P2RTA025W	25x20	20	100
MG1P2RTB032W	32x20	20	60
MG1P2RTA032W	32x25	20	60
MG1P2RTC040W	40x20	20	40
MG1P2RTB040W	40x25	20	30
MG1P2RTC050W	50x25	20	20
MG1P2RTB050W	50x32	20	20
MG1P2RTA050W	50x40	20	16
MG1P2RTD063W	63x25	20	10
MG1P2RTB063W	63x40	20	10
MG1P2RTA063W	63x50	20	10

Reducing Tee

Item Code	Size in mm	PN	Box Qty.
MG1P2CRT025W	25	20	70

Cross Tee

Item Code	Size in mm	PN	Box Qty.
MG1P2RMA025W	25x20	20	100
MG1P2RMB032W	32x20	20	100
MG1P2RMA032W	32x25	20	160
MG1P2RMC040W	40x20	20	50
MG1P2RMB040W	40x25	20	100
MG1P2RMA040W	40x32	20	100

Reducer Male/Female

Item Code	Size in mm	PN	Box Qty.
MG1P2RFA025W	25x20	20	200
MG1P2RFB032W	32x20	20	150
MG1P2RFB040W	40x25	20	70
MG1P2RFA040W	40x32	20	50
MG1P2RFB050W	50x32	20	24
MG1P2RFA050W	50x40	20	20

Reducer Female/Female

Except for flange adapter, bypass bend and male end of male/female reducer, all other fittings are female socketed. Threaded end of transition fittings are compatible with CP fittings. PN - Nominal Pressure, F- Fabricated, S-Socket, MT- Male Thread, FT- Female Thread, Spg- Spigot.

FITTINGS

Item Code	Size in mm	PN	Box Qty.
MG1P2ECP025W	25	20	250
MG1P2ECP032W	32	20	160
MG1P2ECP040W	40	20	100

End Cap

Item Code	Size in mm	PN	Box Qty.
MG2P2FTE025W	25x15	20	100
MG2P2FTE026W	25x20	20	75
MG2P2FTE032W	32x20	20	20
MG2P2FTE033W	32x25	20	50
MG2P2FTE040W	40x32	20	10

Female Threaded Elbow 90°

Item Code	Size in mm	PN	Box Qty.
MG2P2FTT025W	25x15	20	80
MG2P2FTT026W	25x20	20	80
MG2P2FTT034W	32x15	20	25
MG2P2FTT032W	32x20	20	50
MG2P2FTT033W	32x25	20	16
		20	16
		20	16

Female Threaded Tee

Item Code	Size in mm	PN	Box Qty.
MG2P2MTE025W	25x15	20	40
MG2P2MTE026W	25x20	20	40
MG2P2MTE032W	32x20	20	30
MG2P2MTE033W	32x25	20	20
		20	20
		20	16

Male Threaded Elbow 90°

Item Code	Size in mm	PN	Box Qty.
MG2P2MT T025W	25x15	20	30
MG2P2MT T026W	25x20	20	30
MG2P2MT T032W	32x20	20	25
MG2P2MT T033W	32x25	20	14
		20	14

Male Threaded Tee

Item Code	Size in mm	PN	Box Qty.
MG2P2FTA025W	25x15	20	150
MG2P2FTA026W	25x20	20	100
MG2P2FTA031W	32x15	20	30
MG2P2FTA032W	32x20	20	30
MG2P2FTA033W	32x25	20	60
MG2P2FTA040W	40x32	20	40
MG2P2FTA041W	40x40	20	12
MG2P2FTA050W	50x40	20	12

Female Threaded Joint (FTA)

Item Code	Size in mm	PN	Box Qty.
MG2P2MTA025W	25x15	20	100
MG2P2MTA026W	25x20	20	80
MG2P2MTA032W	32x20	20	30
MG2P2MTA033W	32x25	20	50
MG2P2MTA040W	40x32	20	30
MG2P2MTA041W	40x40	20	6
MG2P2MTA050W	50x40	20	20

Male Threaded Joint (MTA)

Item Code	Size in mm	PN	Box Qty.
MG1P2MTA026W	25x20	20	150
MG1P2MTA032W	32x25	20	80
MG1P2MTA040W	40x32	20	40

M.T.A(Plastic)

Item Code	Size in mm	PN	Box Qty.
NG1P2UNI025W	25	20	60
NG1P2UNI032W	32	20	30



Union(Plastic)

Item Code	Size in mm	PN	Box Qty.
NG2P2UNS025W	25	20	20
NG2P2UNS032W	32	20	15
NG2P2UNI050W	50	20	6
NG2P2UNI063W	63	20	4

Union(SxS)

Item Code	Size in mm	PN	Box Qty.
NG2P2FTU025W	25x20	20	40
NG2P2FTU032W	32x25	20	25

Union - Female Threaded (SxFT)

Item Code	Size in mm	PN	Box Qty.
MG1P2FLA040W	40	20	10

Flange Adapter

Item Code	Size in mm	PN	Box Qty.
NG2P2BLV025W	25	20	16
NG2P2BLV032W	32	20	14
NG2P2BLV040W	40	20	4
NG2P2BLV050W	50	20	4
NG2P2BLV063W	63	20	2

Ball Valve

Item Code	Size in mm	PN	Box Qty.
NG1P2TCR002W	20	20	8
NG1P2TCR003W	20	20	5
NG1P2TCR004W	25	20	5
NG1P2TCR005W	40	20	3
	50	20	2

Tank Connector

Item Code	Size in mm	PN	Box Qty.
MG1P2BPB025W	25	20	4
MG1P2BPB032W	32	20	2

Bypass Bend

Item Code	Size in mm	PN	Box Qty.
MG1P2PCL025W	25	20	400
MG1P2PCL032W	32	20	320
MG1P2PCL040W	40	20	240
MG1P2PCL050W	50	20	90
MG1P2PCL063W	63	20	30

Pipe Clip (Plastic)

Except for flange adapter, bypass bend and male end of male/female reducer, all other fittings are female socketed. Threaded end of transition fittings are compatible with CP fittings. PN - Nominal Pressure, F- Fabricated, S-Socket, MT- Male Thread, FT- Female Thread, Spg- Spigot.

Socket / Polyfusion Equipment and Accessories

Item Code	Size in mm	Remark	
4100378 4100379 4100380 4100381 4100382	20 25 32 40 50 63 75 90 110	Suitable for SPD 2600, SPD 3800 and SPD 41200	Matrices Paired
4100335 4100384 4100336 4100385 4100387 4100386 4100337	*50x32 63x32 75x32 90x32 110x40 110x50 *160x50	Used for weld in saddles	Matrices for Weld in Saddle
4100338 4100363 4100364 4100365	2 0 2 5 3 2	Suitable for SPD 5600	Matrices-Non-Paired
4100320 4100321	7 11	This is used to repair hole formed on the pipe	Hole Repairing Matrices
4100302	32	Used to make hole on pipe while using welding saddles	Drill Bit for Weld in Saddle
PFDSPDCP2600		Suitable for 20mm to 32mm sizes.	Polyfusion Device SPD 2600
PFDSPDCP3800		Suitable for 20mm to 50mm sizes.	Polyfusion Device SPD 3800
PFDSPDA41200		Suitable for 40mm to 110mm sizes.	Polyfusion Device SPD 41200

Item Code	Remark	
PFDSPD005600	Suitable for 20mm to 32mm sizes.	Polyfusion Device 90° (Rod type) SPD 5600
4100388 (Indian make)	Suitable up to 40mm pipe size	Pipe Cutter
4100391 4100390	This is used to mount Polyfusion device while welding. This provides firm support while welding on the floor.	Mounting Stand (for PFD)
4100389	This is used to remove oxidized layer on exterior face of the pipe before welding. This is generally required while welding large diameter pipes.	Pipe Scrapper
PFDSPD061800	Suitable for butt welding of 90mm to 200mm sizes.	Heating Plate for Butt Welding SPD 61800
4100405	Suitable for 50mm to 140mm pipe sizes	Rotating Cutter
4100331	Required for welding of 63mm to 110mm pipe sizes	Assembly Jig
4100332	For butt welding of above 110mm pipe sizes	Butt Welding Machine

*Marked product will be shortly introduced

THE SYSTEM

In line with our tradition of introducing new and innovative products on regular basis, we are pleased to offer yet other advanced plumbing systems i.e. "Supreme e-lite" PEX-b (monolayer) and PEX-AL-PEX (multilayer) for hot and cold water applications. e-lite advanced plumbing systems are designed to meet premium project requirements. These systems are also suitable for different applications like compressed air, solar water heater, radiant floor heating, fire sprinkler system etc.

Manufactured using advanced material and technology these premium systems have excellent temperature and pressure resistance. It is endowed with many unique features which makes it one of the most trustworthy systems. e-lite plumbing systems comply with the highest international quality standards ISO 15875 and ISO 21003.
Supreme e-lite PEX-b pipes are manufactured using Silane (moisture cure) method of cross-linking between the molecules of the HDPE polymer after necessary extrusion process using a catalyst and by exposing PEX tubing in steam bath. PEX-b is superior to other types because of its higher burst pressure, higher impact resistance, excellent temperature and pressure resistance and excellent chlorine and oxidative resistance. e-lite PEX-AL-PEX MLP (Multilayer Pipes) are also manufactured using PEX-b.

FEATURES AND BENEFITS

Excellent temperature and pressure resistance : Supreme e-lite advanced plumbing systems meet all requirements for temperature and pressure performance in wide spectrum of applications. They are suitable for operating temperature up to 95°C. With their excellent performance in high temperature and pressure conditions; these systems are an obvious choice over the other pipes or materials.

Ideal for potable water application : Due to the use of mechanical joints there remains no need of solvent, chemical, or solder jointing which nullifies the possibility of contamination with the water. The material of the pipes does not contaminate the water flowing through it and maintains the water quality without negative biological effects. Moreover due to chemical inertness and its resistance to all sorts of corrosion, e-lite plumbing system is considered as absolutely safe for potable water applications.

Long term reliable performance : The system offers long term reliable performance due to the excellent material properties and press fit / crimping type joints which are 100% watertight. Unlike other jointing methods the fittings are supplied with the integral S.S. sleeves which eliminate the possibility of human error leading to leakages. With their remarkable chlorine and oxygen resistance the pipes perform for long term without causing trouble to the metallic parts in their loop.

Easy and fast Installation : Great flexibility of pipes makes e-lite plumbing systems an ideal choice for all plumbing needs. The pipes are made available in the form of long coils which helps to reduce the no. of joints. Its flexible nature allows it to be bent gently at the point of change of direction or around any obstructions that minimizes the requirement of fittings. Due to flexibility, bendability and press fit crimping joints the installation of e-lite pipes becomes fast and easier than any rigid pipes. With the well-equipped handy tools and availability of manifolds, the installation becomes very fast and error free.

Different installation methodologies : e-lite advanced plumbing systems can be installed according to the different installation methodologies. These installation methodologies serve the different design advantages according to customized application and very useful in case of any maintenance requirements.

Easy to repair and maintain : With the use of pipe in pipe method, in case of repair, the concealed tubes can be easily pulled out and replaced without disturbing the tiling work and interior architectural aesthetics.

Low on noise : These piping systems are significantly quieter than rigid piping systems. It is inherently less noisy due to its flexibility and ability to absorb pressure surges.

Fields of Applications

e-lite plumbing systems can be used in a wide variety of applications in residential, commercial and industrial constructions.

- Hot and cold water supply systems in all types of buildings
- Radiant floor heating systems for suspended floor systems or in slab construction
- Municipal water service pipe in underground applications
- Turf conditioning for greenhouses, golf courses, and sports field surfaces
- Fire suppression systems (residential fire sprinklers)

MONOLAYER PIPES

Size (mm)	Overall pipe dia. (mm)		Wall thickness (mm)		Coil length (m)
	min	max	min	max	
1	16.0	16.3	1.80	2.10	100
6	20.0	20.3	1.90	2.20	100
2	25.0	25.3	2.30	2.70	50
0	32.0	32.3	2.90	3.30	50
2					
5					
3					
2					

FITTINGS

Item Code	Size in mm (in)	Box Packing	
4118912 4118914 4118916 4118896	16 20 25 32	200 160 100 60	Coupler
4118913 4118915 4118917	20x16 25x20 32x25	180 120 80	Reducing Coupler
4118875 4118876 4118877 4118898 4118899 4129125	16x15 (½") 20x15 (½") 20x20 (¾") 25x20 (¾") 25x25 (1") 32x25 (1")	200 200 200 100 100 80	Male Threaded Adapter
4129137 4129255 4118888 4118889 4129262	16x15 (½") 20x15 (½") 20x20 (¾") *25x20 (¾") 25x25 (1") 32x25 (1")	200 200 180 100 100 80	Female Threaded Adapter
4118900 4118901 4123599 4129256	16x15 (½") 20x15 (½") 20x20 (¾") *25x20 (¾") 32x25 (1")	200 200 200 100 80	FTA with Screw Connec tion
4118883 4118855 4118884 4118869	1 6 2 0 2 5 3 2	200 150 80 44	 Elbow 90°
4118879 4118880	16x15 (½") 20x15 (½") *25x20 (¾")	200 160 90	 Male Threaded Elbow 90°
4118868 4118856 4118857 4129300 4118878	16x15 (½") 20x15 (½") 20x20 (¾") 25x20 (¾") 32x25 (1")	180 160 100 100 54	 Female Threaded Elbow 90°
4118881 4118882 4118885 4118886	16x15 (½") 46mm ht. 20x15 (½") 46mm ht. 16x15 (½") 38mm ht. 20x15 (½") 38mm ht.	10 0 10 0 10 0 10 0	Female Threaded Elbow 90° with Base Plate

*Marked product will be shortly introduced

Item Code	Size in mm (in)	Box Packing	
4118887	25x20 (¾")	100	Female Threaded Elbow 90° with Screw Connection
411890 5 411890 7 412360 0 411891 1 411890 6 411890 8 411890 9 411891 0 411890 3 411890 4 412912 6 411893 0 411904 2 411892 9 411904 3 411904 4	1 6 2 0 2 5 3 2 20x16x20 25x16x25 25x20x25 32x20x32 32x25x32	150 100 40 32 100 60 60 40 32	Equal Tee
411890 5 411890 7 412925 6 411890 3 411890 4 412912 6 411893 0 411904 2 411892 9 411904 3 411904 4	16x15 (½") 20x15 (½") 25x15 (½") 25x20 (¾") 20x20x16x16 25x20x16x16 25x20x20x20 20x20x16x16x16 25x20x16x16x16	100 100 48 44 6 4 6 4 6 4 4 0 4 0	Reducing Tee
411891 8 411889 5 412921 8 411889 7 411892 8 412912 7	2 0 2 5 3 2 1 6 2 0 2 5 *16 *20 *25 *32	4 0 3 2 3 2 1 6 1 6 1 2	Female Threaded Tee
			Cross
			Distributor
			Ball Valve
			Embedded Valve
			Sleeve

MULTILAYER PIPES

Size (mm)	Overall pipe dia. (mm)		Wall thickness	AL Layer thick	Coil length (m)
	min	max	mm	mm	
1	16.00	16.20	2.00	0.20	100
6	20.00	20.20	2.00	0.25	100
2	25.00	25.20	2.50	0.25	50
0	32.00	32.20	3.00	0.30	50
2 5 3 2					

FITTINGS

Item Code	Size in mm	Box Packing	
4119080 4119087	16 20 *25 *32	180 160 100 60	Coupler
411908 6 412923 5 412923 6	20x16 25x16 25x20 *32x16 32x25	180 120 120 100 80	Reducing Coupler
412922 7 411905 1 411907 0	16x15 (½") 20x15 (½") 20x20 (¾") 25x20 (¾") 25x25 (1") *32x25 (1")	200 200 200 100 100 80	Male Threaded Adapter
411893 2 411907 6 411905 3 412922 3 411905 4 412922 4 412922 9	16x15 (½") 20x15 (½") 20x20 (¾") *25x20 (¾") *25x25 (1") 32x25 (1")	200 200 180 100 100 80	Female Threaded Adapter
411907 2 411907 3 411907 4 412925 4	16x15 (½") 20x15 (½") 20x20 (¾") 25x20 (¾") 25x25 (1") 32x25 (1") 32x32 (1¼")	200 200 200 100 100 80 64	FTA with Screw Connec tion
412923 0 412926 0 412923 2	16 20 *25 *32	200 150 80 44	Elbow 90°
411904 6 411905 0 411904 7 411905 1 412926 4	16x15 (½") 20x15 (½") 25x20 (¾")	200 160 90	Male Threaded Elbow 90°
411904 5 412923 8 412923 9 412924 0	16x15 (½") *20x15 (½") 20x20 (¾") 25x20 (¾") 32x25 (1")	180 160 100 100 54	Female Threaded Elbow 90°

Item Code	Size in mm	Box Packing	
411904 8 411904 9	16x15 (½") 46mm ht. 20x15 (½") 46mm ht. *16x15 (½") 38mm ht. *20x15 (½") 38mm ht.	10 0 10 0 10 0 10 0	Female Threaded Elbow 90° with Base Plate
	*25x20 (¾")	100	Female Threaded Elbow 90° with Screw Connection
411908 2 411908 5	16 20 *25 *32	130 100 40 32	Equal Tee
4119083 4129244	20x16x20 *25x16x25 *25x20x25 32x20x32	100 60 48 40	Reducing Tee
411907 5 411908 1 412924 5 412924 6	16x15 (½") 20x15 (½") 25x15 (½") 25x20 (¾") 32x20 (¾")	100 100 48 44 40	Female Threaded Tee
412924 7 412924 9 412925 4	2 5 3 2	3 2 3 2	Ball Valve
412925 2 412925 3 412913 6	1 6 2 0 2 5	4 0 3 2 2 0	Embedded Valve
	*16 *20 *25 *32		Sleeve

Note: Crimping type multilayer fittings will be suppliedeitherinTINplatedornatural brass colour. *Marked product will be shortly introduced

BRASS COMPRESSION FITTINGS

412916 8 412916 9 412917 0 412917 1	1 6 2 0 2 5 3 2	216 144 72 48	Coupler
412918 0 412918 1 412918 2 412918 3 412918 4	20x16 25x16 25x20 32x20 32x25	144 120 120 48 48	Reducer
412918 7 412918 8 412918 9 412919 0	16x15 (½") 20x15 (½") 20x20 (¾") 25x15 (½") *25x20 (¾") *25x25 (1") *32x25 (1") *32x32 (1¼")	25 2 16 8 14 4 12 0	Male Threaded Adapter
412919 1 412919 2 412919 3 412919 4 412919 5	16x15 (½") 20x15 (½") 20x20 (¾") 25x15 (½") 25x20 (¾") *25x25 (1") *32x25 (1") *32x32 (1¼")	21 6 21 6 18 0 14 4 12 0	Female Threaded Adapter

Item Code	Size in mm	Box Packing	
412917 2 412917 3 412917 4	1 6 2 0 2 5	180 96 72 36	Elbow 90°
412917 5	3 2 *20x16 *25x20 *32x20 *32x25	7 2 4 8	Reducing Elbow 90°
412919 6 412919 7 412919 8 412919 9	16x15 (½") 20x15 (½") *20x20 (¾") 25x15 (½") 25x20 (¾") *32x25 (1") *32x32 (1¼")	144 120 96 96 96	Female Threaded Elbow 90°

Item Code	Size in mm	Box Packing	
	*20x15 (½")	120	Male Threaded Elbow 90°
412917 6 412917 7 412917 8 412917 9	1 6 2 0 2 5 20x16x20 25x20x25	9 0 7 2 4 8 7 4	Equal Tee
412918 6	*32x20x32 *32x25x32	4 8	Reducing Tee
412920 0 412920 1	16x15 (½") 20x15 (½") *25x15 (½") *25x25 (1")	108 84	Female Threaded Tee

TOOLS AND ACCESSORIES

Item Code	Size in mm	Standard Packing	
411909 4	20x15 (¾"x½") (2 male outlets)	10 8	Manifold
411909 5	20x15 (¾"x½") (3 male outlets) 20x15 (¾"x½") (4 male outlets)	8	
411909 7 411909 6 411909 8	20x15 (¾"x½") 20x15 (¾"x½") (3 maleoutlets)	5 5	Manifold with Valve
4119100	16x15 (½")	200	PEX Pipe Adapter for Manifold Connection (For monolayer & multilayer pipes)
4119099	300x530x90 300x430x90	1 1	 Cabinet for Manifolds
411910 1 411910 2	16- 20 16- 32	1 1	Manual Crimping Tool with Insert
4119092	16-25	1	Pipe Cutter

Item Code	Size in mm (in)	Standard Packing	
4119093	16-25	1	Blade for Pipe Cutter
4129265	16-25	1	
4129267	16-32	1	Pipe Cutter
4129266	16- 25 16- 32	1 1	Blade for Pipe Cutter
4119084	16-25	1	
4129269	16- 25 20- 32	1 1	Deburring and Chamfering Tool
411908 8 411908 9 411909 0 411909 1	1 6 2 0 2 5 3 2	1 1 1 1	 External Spring Pipe Bend Tool

*Marked product will be shortly introduced

THE SYSTEM

Supreme Compression fittings are designed to offer safety and user friendly handling and installation experience that gives real benefits to our valued customers.

These unique range of fittings introduced by the company are specially designed and developed to meet the requirements of potable water distribution systems. Installation of piping systems using these fittings assures quick and easy installation compared to the regular compression fittings available in the market. The use of lip gasket makes these fittings an unique and long-lasting product. Superior quality along with many innovative features makes these fittings an ideal choice for drinking water applications. Supreme compression fittings are endowed with all the benefits of plastics like - free from rusting and incrustation, light in weight, water tightness, excellent pressure resistance, easy installation etc. Moreover, these fittings proves their cost effectiveness with their long and trouble free service life of minimum 50 years.

Product Specifications and Range

Supreme compression fittings are suitable for use with all types of polyethylene pipes i.e. PE 80 and PE 100. The fitting are provided in ready to use form and can be installed without any preparations. Without loosening the nut or disassembling the fitting, the pipe can be installed directly in to it. Complete range of fittings is designed for 16 bar pressure and it has approvals according to the most stringent regulations. The special lip gasket provides a perfect performance even with ovalised or scratched pipes.

FEATURES AND BENEFITS

- Reliable joint performance
- Extremely robust design
- Strong and durable
- Most suitable for conveying drinking water
- Perfect sealing in all conditions
- Light in weight
- Rust free hence no encrustation
- High chemical resistance
- Compatible with all types of PE pipes
- Easy and fast installation

Applications

- Potable / drinking water supply distribution mains
- Municipal water supply service mains/branches
- Irrigation

FITTINGS

Item Code	Size in mm	PN	Box Qty.	
COMCOUPLRABK COMCOUPLRBBK COMCOUPLRCBK	20 25 32	16 16 16	120 80 50	Coupler
COMCOMPELABK COMCOMPELBBK COMCOMPELCBK	20 25 32	16 16 16	120 80 40	Elbow 90°
COMEQLTEEABK COMEQLTEEBBK COMEQLTEECBK	20 25 32	16 16 16	70 50 25	Equal Tee
COMENDCAPABK COMENDCAPBBK COMENDCAPCBK	20 25 32	16 16 16	200 150 90	End Cap
COMPTMTAA1BK COMPTMTAB2BK COMPTMTAC3BK	20 25 32	16 16 16	180 150 90	MTA (Plastic)

Item Code	Size in mm	PN	Box Qty.	
COMPTFTAA1BK COMPTFTAB2BK COMPTFTAC3BK	20 25 32	16 16 16	180 140 80	FTA (Plastic)
COMPTMTEA1BK COMPTMTEB2BK COMPTMTEC3BK	20 25 32	16 16 16	180 140 70	Male Threaded Elbow 90° (Plastic)
COMPTFTEA1BK COMPTFTEB2BK COMPTFTEC3BK	20 25 32	16 16 16	180 120 60	Female Threaded Elbow 90° (Plastic)
COMMTMTAA1BK COMMTMTAB2BK (Brass)	20 25 32	16 16 16	180 120	
COMSTMTAA1BK (SS)	20	16	180	MTA

Item Code	Size in mm (in)	PN	Box Qty.	
COMMTFTAA1BK COMMTFTAB2BK (Brass)	20 25	16	180 100	
COMSTFTAA1BK (SS)	20	16	180	FTA
COMMTMTEA1BK COMMTMTEB2BK (Brass)	20 25	16	180 100	
COMSTMTEA1BK (SS)	20	16	160	Male Threaded Elbow 90°
COMMTFTEA1BK COMMTFTEB2BK (Brass)	20 25	16	160 100	
COMSTFTEA1BK (SS)	20	16	180	Female Threaded Elbow 90°
COMBALVALABK COMBALVALBBK COMBALVALCBK	20x15 (½") 25x20 (¾") 32x25 (1")	16	7 5 60	Ball Valve
RMBBLUEIBLOC			14	Meter Box
DISSS100N1BL	100 NBx½"	16	25	Strap Saddle (SS)
DIPSS100N1BL DIPSS100N3BL	100 NBx½" 100 NBx1"	16		Strap Saddle (Plastic)

Item Code	Size in mm (in)	PN	Box Qty.	
PPCS0631BK16 PPCS0751BK16 PPCS0901BK16 PPCS1101BK16 PPCS1251BK16 PPCS1401BK16 PPCS1601BK16	63x15 (½") 75x15 (½") 90x15 (½") 110x15 (½") 125x15 (½") 140x15 (½") 160x15 (½")	16 16 16 16 16 16 16	64 44 40 35 35 30 24 20	Service Saddle (Brass)
PSCS0631BK16 PSCS0633BK16 PSCS0751BK16 PSCS0753BK16 PSCS0901BK16 PSCS0903BK16 PSCS1101BK16 PSCS1103BK16 PSCS1251BK16 PSCS1253BK16 PSCS1401BK16 PSCS1403BK16 PSCS1601BK16 PSCS1603BK16	63x15 (½") 63x25 (1") 75x15 (½") 75x25 (1") 90x15 (½") 90x25 (1") 110x15 (½") 110x25 (1") 125x15 (½") 125x25 (1") 140x15 (½") 140x25 (1") 160x15 (½") 160x25 (1")	16 16 16 16 16 16 16 16 16 16 16 16 16 16	64 46 44 40 40 35 35 35 35 30 30 24 24 20	Service Saddle (SS)
PBCS0631BKA2 PBCS0751BKA2 PBCS0901BKA2 PBCS1101BKA2 PBCS1251BKA2 PBCS1401BKA2 PBCS1601BKA2 PBCS2001BKA2	63x15 (½") 75x15 (½") 90x15 (½") 110x15 (½") 125x15 (½") 140x15 (½") 160x15 (½") 200x15 (½")	16 16 16 16 16 16 16 16	64 44 40 40 35 35 30 24 20	*Clamp Saddle (Brass)
PSCS0631BKA2 PSCS0751BKA2 PSCS0901BKA2 PSCS1101BKA2 PSCS1251BKA2 PSCS1401BKA2 PSCS1601BKA2	63x15 (½") 75x15 (½") 90x15 (½") 110x15 (½") 125x15 (½") 140x15 (½") 160x15 (½")	16 16 16 16 16 16 16	64 44 40 35 35 30 24 20	*Clamp Saddle (SS)

THE SYSTEM

Supremes' customer centric approach always fuels its research for designing unmatched quality products to meet the aspirations of its quality conscious customers. Due to increasing urbanization, new application segments like piped gas supply and 24x7 Drinking Water Supply are emerging fastly. To meet the requirements of these crucial application segments of advance quality fittings for polyethylene water supply and gas piping systems, Supreme has introduced the safest and the most reliable 'PE Electro- fusion fittings'.

This new range of fittings introduced by the company is manufactured using virgin raw material and most modernized injection molding process with integrated quality control. Supreme electro-fusion fittings provide strong homogeneous joints that withstand high pressure and all the loads that occur during installation and in use. These fittings are made available in PN10 and PN16 pressure ratings and comply with EN 12201-3, EN 1555-3, ISO 4427-3, ISO 8085-3 standards for gas and water supply/distribution applications. These fittings are available in 20 to 315 mm sizes in SDR 11 and 17 pressure class and are compatible with PE 80 and PE 100 pipes. The grade of raw material used for manufacturing these high quality fittings is approved by WRAS, UK and tested by NSF International, UK as per BS 6920. Thus, Supreme electro-fusion fittings will give you assurance of excellent quality, high-performance welds, and excellent long-term service performance.

FEATURES AND BENEFITS

- Reliable joint performance
- Extremely robust design
- Strong and durable
- Most suitable for conveying gas and drinking water
- Light in weight
- Rust free hence no encrustation
- High chemical and corrosion resistance
- Compatible with all types of PE pipes
- Easy and fast installation

FITTINGS

Item Code	Size in mm	SDR	Box Qty.
	*20	11	
	*25	11	
	*32	11	
EFC063BK10A1	63	11	36
EFC075BK10A1	*75	11	36
EFC090BK10A1	90	11	22
EFC110BK10A1	110	11	16
EFC125BK10A1	125	11	20
EFC140BK10A1	140	11	18
EFC160BK10A1	160	11	12
EFC180BK10A1	180	11	6
EFC200BK10A1	200	11	2
EFC225BK10A1	225	11	2
EFC250BK10A1	*250	11	2
EFC280BK10A1	*280	11	1
EFC315BK10A1	*315	11	1
	140		
EFC140BK10B1	160	17	18
EFC160BK10B1	180	17	12
EFC180BK10B1	200	17	6
EFC200BK10B1	225	17	2
EFC225BK10B1	*250	17	4
EFC250BK10B1	*280	17	2
EFC280BK10B1	*315	17	1
EFC315BK10B1		17	1

Coupler

Item Code	Size in mm	SDR	Box Qty.
	*20		
	*25	11	
	*32	11	
	*63	11	
	*75	11	
	*90	11	
	*110	11	
	*125	11	
	140	11	
		11	
EFE140D90BKA			2

Elbow 90°

Item Code	Size in mm	SDR	Box Qty.
EFE160D90BKA	160	1	2
EFE180D90BKA	180	1	2
EFE200D90BKA	200	1	2
EFE225D90BKA	225	1	2
EFE250D90BKA	250	1	2
EFE280D90BKA	280	1	2
EFE315D90BKA	315	1	2
ESPE140D90BB	140	1	
ESPE160D90BB	160	1	2
ESPE180D90BB	180	1	2
ESPE200D90BB	200	1	2
ESPE225D90BB	225	1	2
ESPE250D90BB	250	1	2
ESPE280D90BB	280	1	2
ESPE315D90BB	315		2
		1	2
		7	
	*20	1	
	*25	7	
	*32	1	
	*63	7	
	*75	1	
	*90	7	
	*110	1	
	*125	7	
	140	1	
EFE140D45BKA	160	7	3
EFE160D45BKA	180	1	3
EFE180D45BKA	200	7	3
EFE200D45BKA	225	1	3
EFE225D45BKA	250	7	2
EFE250D45BKA	280		2
EFE280D45BKA	315		2
EFE315D45BKA		1	2
		1	
		1	
		1	
		1	
		1	
		1	
		1	
		1	
		1	
		1	
		1	

Elbow 90°

Elbow 45°

*Marked product will be shortly introduced

Item Code	Size in mm	SDR	Box Qty.
ESPE140D45BB	140	17	3
ESPE160D45BB	160	17	3
ESPE180D45BB	180	17	3
ESPE200D45BB	200	17	3
ESPE225D45BB	225	17	2
ESPE250D45BB	250	17	2
ESPE280D45BB	280	17	2
ESPE315D45BB	315	17	2



Elbow 45°

Item Code	Size in mm	SDR	Box Qty.
	*20	11	
	*25	11	
	*32	11	
	*63	11	
	*75	11	
	*90	11	
	*110	11	
	*125	11	
EFETD140B10A	140	11	2
EFETD160B10A	160	11	2
EFETD180B10A	180	11	2
EFETD200B10A	200	11	2
EFETD225B10A	225	11	2
EFETD250B10A	250	11	2
EFETD280B10A	280	11	2
EFETD315B10A	315	11	2
EFSPETD140BB	140	17	2
EFSPETD160BB	160	17	2
EFSPETD180BB	180	17	2
EFSPETD200BB	200	17	2
EFSPETD225BB	225	17	2
EFSPETD250BB	250	17	2
EFSPETD280BB	280	17	2
EFSPETD315BB	315	17	2

Equal Tee

Item Code	Size in mm	SDR	Box Qty.
	*25x20	11	
	*32x20	11	
	*32x25	11	
	*75x63	11	
	*90x63	11	
	*90x75	11	
	*110x63	11	
	*110x75	11	
	*110x90	11	
	*125x75	11	
	*125x90	11	
	*125x110	11	
ESR140X090BA	140x90	11	5
ESR140X110BA	140x110	11	5
ESR140X125BA	140x125	11	5
ESR160X110BA	160x110	11	4
ESR160X125BA	160x125	11	4
ESR160X140BA	160x140	11	4
ESR180X125BA	180x125	11	4
ESR180X140BA	180x140	11	4
ESR180X160BA	180x160	11	4
ESR200X140BA	200x140	11	2
ESR200X160BA	200x160	11	2
ESR200X180BA	200x180	11	2
ESR225X160BA	225x160	11	2
ESR225X180BA	225x180	11	2
ESR225X200BA	225x200	11	2
ESR250X180BA	250x180	11	1
ESR250X200BA	250x200	11	1
ESR250X225BA	250x225	11	1
ESR280X200BA	280x200	11	1
ESR280X225BA	280x225	11	1
ESR280X250BA	280x250	11	1
ESR315X225BA	315x225	11	1
ESR315X250BA	315x250	11	1
ESR315X280BA	315x280	11	1

Reducer

*Marked product will be shortly introduced

Item Code	Size in mm	SDR	Box Qty.
ESR180X140B	180x140	17	4
ESR180X160B	180x160	17	4
ESR200X140B	200x140	17	2
ESR200X160B	200x160	17	2
ESR200X180B	200x180	17	2
ESR225X160B	225x160	17	2
ESR225X180B	225x180	17	2
ESR225X200B	225x200	17	2
ESR250X180B	250x180	17	1
ESR250X200B	250x200	17	1
ESR250X225B	250x225	17	1
ESR280X200B	280x200	17	1
ESR280X225B	280x225	17	1
ESR280X250B	280x250	17	1
ESR315X225B	315x225	17	1
ESR315X250B	315x250	17	1
ESR315X280B	315x280	17	1

Reducer

Item Code	Size in mm	SDR	Box Qty.
	*20	17	
	*25	17	
	*32	17	
EFSPECD063BA	63	17	30
EFSPECD075BA	*75	17	30
EFSPECD090BA	90	17	18
EFSPECD110BA	110	17	12
EFSPECD125BA	125	17	10
EFSPECD140BA	140	17	8
EFSPECD160BA	160	17	6
EFSPECD180BA	180	17	4
EFSPECD200BA	200	17	2
EFSPECD225BA	225	17	2
EFSPECD250BA	250	17	2
EFSPECD280BA	280	17	1
EFSPECD315BA	315	17	1
EFSPECD140BB	140	11	8
EFSPECD160BB	160	11	6
EFSPECD180BB	180	11	4
EFSPECD200BB	200	11	2
EFSPECD225BB	225	11	2
EFSPECD250BB	250	11	2
EFSPECD280BB	280	11	1
EFSPECD315BB	315	11	1

End Cap

Item Code	Size in mm	SDR	Box Qty.
EFBS063BK101	63x½"	11	40
EFBS063BK102	63x¾"	11	40
EFBS063BK103	63x1"	11	35
EFBS075BK101	75x½"	11	24
EFBS075BK102	75x¾"	11	24
EFBS075BK103	75x1"	11	20
EFBS090BK101	90x½"	11	20
EFBS090BK102	90x¾"	11	20
EFBS090BK103	90x1"	11	15
EFBS110BK101	110x½"	11	15
EFBS110BK102	110x¾"	11	15
EFBS110BK103	110x1"	11	12
EFBS125BK101	125x½"	11	12
EFBS125BK102	125x¾"	11	12
EFBS125BK103	125x1"	11	7

Branch Saddle (Clamp Type)

Item Code	Size in mm	SDR	Box Qty.
EFBS140BK101	140x½"	[illegible]	15
EFBS140BK102	140x¾"	[illegible]	15
EFBS140BK103	140x1"	[illegible]	12
EFBS160BK101	160x½"	[illegible]	13
EFBS160BK102	160x¾"	[illegible]	13
EFBS160BK103	160x1"	[illegible]	11

Branch Saddle (BeltType)

Item Code	Size in mm	SDR	Box Qty.
EFT T063X20AB	63x20	11	18
EFT T063X25AB	63x25	11	18
EFT T063X32AB	63x32	11	18
EFT T075X20AB	75x20	11	11
EFT T075X25AB	75x25	11	11
EFT T075X32AB	75x32	11	11
EFT T090X20AB	90x20	11	11
EFT T090X25AB	90x25	11	11
EFT T090X32AB	90x32	11	11
EFT T110X20AB	110x20	11	9
EFT T110X25AB	110x25	11	9
EFT T110X32AB	110x32	11	9
EFT T125X20AB	125x20	11	8
EFT T125X25AB	125x32	11	8
EFT T125X32AB	125x32	11	8

Tapping Tee
(Clamp Type)

Item Code	Size in mm	SDR	Box Qty.
EFT T140x20AB	140x20	1	15
EFT T140X25AB	140x25	1	15
EFT T140X32AB	140x32	1	15
EFT T160X20AB	160x20	1	10
EFT T160X25AB	160x25	1	10
EFT T160X32AB	160x32	1	10
EFT T180X20AB	180x20	1	8
EFT T180X25AB	180x25	1	8
EFT T180X32AB	180x32	1	8
EFT T200X20AB	200x20	1	12
EFT T200X25AB	200x25	1	12
EFT T200X32AB	200x32	1	12
		1	
		1	
		1	
		1	
		1	
		1	
		1	
		1	
		1	
		1	
		1	
		1	

Tapping Tee
(Belt Type)

SILBOND™

Solvent Cement

FOR EVERLASTING BOND

The quality of solvent cement has major influence on the joint strength and plays a very important role in solvent weld plumbing. Considering this important fact, company has started manufacturing of solvent cement under its own stringent quality checks. This ensures consistency in quality of solvent cement thereby reassuring the end user about the leak proof joints on a long term basis. The containers (Tin) has unique design with cap having integral brush. This ensures air tight closure and eliminate any contaminations. "SILBOND" solvent cement is available for both uPVC aqua Gold high pressure plumbing system as well as for Lifeline C-PVC hot and cold water system. PVC solvent cement is certified by BIS and NSF (USA) where as C-PVC solvent cement is certified by NSF (USA).

Silbond solvent cement for uPVC aqua Gold® is made available in following varieties: -

1)Regular Bodied {recommended up to 50mm (2") diameter for SCH 40 pipes}.

2)Medium Bodied {recommended up to 150mm (6") diameter for SCH 40 and 32mm (1¼") diameter for SCH 80 pipes}.

3)Heavy Bodied {recommended for 300mm (12") diameter for SCH 40 and 150mm (6") diameter for SCH 80 pipes}.

Silbond solvent cement for Lifeline® C-PVC is available in following varieties:

1)Medium Bodied {recommended up to 150mm (6") diameter for SCH 40, 32mm (1¼") diameter for SCH 80 and 50mm (2") diameter for SDR 11pipes }

2)Heavy Bodied {recommended for 300mm (12") diameter for SCH 40 and 150mm (6") diameter for SCH 80 pipes}.

In addition to the containers in different sizes, uPVC and C-PVC solvent cements are also made available in tube form. Primer required for large diameter pipes is also available in different packings.

uPVC SOLVENT CEMENT

Item Code	Size	Box qty.
SBAQUASD0061	60ml	48
SBAQUASD0100	100ml	24
SBAQUASD0250	250ml	24
SBAQUASD0500	500ml	12
SBAQUASD1000	1000ml	6
SBAQUASD5000	5000ml	4

Meets IS:14182 and ASTM D-2564 standards.
Suitable up to 50mm (2") diameter for SCH 40

Regular Bodied

SBAQUAMD0007	7ml (tube)	96
SBAQUAMD0015	15ml (tube)	24
SBAQUAMD0030	30ml (tube)	24
SBAQUAMD0060	60ml (tube)	24
SBAQUAMD0061	60ml	48
SBAQUAMD0100	100ml	24
SBAQUAMD0250	250ml	24
SBAQUAMD0500	500ml	12
SBAQUAMD1000	1000ml	6
SBAQUAMD5000	5000ml	4

Meets IS:14182andASTM D-2564 standards.Suitable upto 150mm (6") diameter for SCH 40 and 32mm (1¼") diameter for SCH 80

Medium Bodied

SBAQUAHD0061	60ml	48
SBAQUAHD0100	100ml	24
SBAQUAHD0250	250ml	24
SBAQUAHD0500	500ml	12
SBAQUAHD1000	1000ml	6

Meets IS:14182 and ASTM D-2564 standards. Suitable upto 300mm (12") diameter for SCH 40 and 150mm (6") diameter for SCH 80

Heavy Bodied

C-PVC SOLVENT CEMENT

Item Code	Size	Box qty.
SBCPVCMD0015	15ml (tube)	48
SBCPVCMD0030	30ml (tube)	24
SBCPVCMD0060	60ml (tube)	24
SBCPVCMD0061	60ml	48
SBCPVCMD0100	100ml	24
SBCPVCMD0250	250ml	24
SBCPVCMD0500	500ml	12
SBCPVCMD1000	1000ml	6

Meets ASTM F-493 and D-2846 standards. Suitable upto 150mm (6") diameter for SCH 40, 32mm (1¼") diameter for SCH 80 and 50mm (2") diameter for SDR 11 and SDR 13.5 pipes.

Medium Bodied

SBCPVCHD0015	15ml (tube)	2
SBCPVCHD0030	30ml (tube)	4
SBCPVCHD0060	60ml (tube)	2
		4
SBCPVCHD0061	60ml	2
SBCPVCHD0100	100ml	4
SBCPVCHD0250	250ml	24
SBCPVCHD0500	500ml	24
SBCPVCHD1000	1000ml	12
		6

MeetsASTM F-493 and D-2846standards. Suitable upto 300mm (12") SCH 40 and 150mm (6") SCH 80

Heavy Bodied

PRIMER

SBPRIMER010	100ml	24
0	250ml	24
SBPRIMER025	500ml	12
0	1000ml	6
SBPRIMER050		
0		
SBPRIMER100		
0		

Meets ASTM F-656 standards. Essential for 65mm (2½") and above sized pipes.

Primer

BLUESIL THREAD SEALANT

After successfully introducing solvent cement, primer and rubber lubricant, we are very happy to introduce one more useful and value added product called "Thread Sealant" under the brand name "BLUESIL". Looking at its quality and versatile features, this innovative product is most appropriate for making threaded joints.

UNIQUE FEATURES:

- Non-hardening, lubricating, anti-seize formulation
- Safe, non-toxic, Lead and Silicone free
- Non-corrosive, non-conductive
- Convenient packing
- Specially designed for all types of threaded fittings and valves
- Can be used for all types of threaded joints like plastic to plastic, plastic to metal and metal to metal etc.
- Positive seal
- Long life

Item Code	Size	Box qty.
SBTHSEAL0025	25g	24
SBTHSEAL0050	50g	24
SBTHSEAL0100	100g	2
SBTHSEAL0250	250g	4
		2
		4

Thread Sealant

SILAID Rubber Lubricant

FOR AN EASY JOINTS

Lubricant is normally used for joining any pressure or non pressure pipes having rubber seal type joints. Recently, we have made available a very good quality lubricant which is offered in different packing.

SALIENT FEATURES:

- Non-inflammable, non-toxic, non-corrosive
- Will not harm rubber gasket or plastic pipe
- Safe for drinking/potable water application
- Doesn't promote bacterial growth
- Water dispersible
- Easy spreading

Item Code	Size	Box qty.
SBSILAID0010	100g	100
SBSILAID0025	250g	40
SBSILAID0050	500g	20

Rubber Lubric ant

THE SYSTEM

To meet the increasing demand for a superior quality water storage solution, Supreme offers a wide range of water tanks under the brand name 'SILTANK'. Manufactured using superior quality virgin raw material, these tanks are made available from 100 to 10000 ltrs capacities. Siltank overhead water tanks are available in two, three, and four layered designs in different colours including the ISI variety in black colour. The four layered thermally insulated water tanks are exclusively designed using the foam layer to minimize the effects of sunlight. It keeps the water cool in summers and prevents it from getting too cold during winters. Besides being elegant, Siltanks are much stronger and durable due to their unique rib structured design. In addition to the overhead tanks, the Loft tanks in different sizes and varieties are made available to complete the range. Thus, Siltanks are much superior to any other water tanks available in the market in terms of strength, extraordinary performance and elegant looks. In short, Siltank is a 'value for money proposition' that delights the customers.

FEATURES AND BENEFITS

Rotationally moulded for maximum strength and better performance.

100% Virgin raw material- Promises superior quality and a long lasting performance.

Strong and durable - Unique and innovative design of the ribs makes it strong and sturdy which prevents the tank from bulging. Siltanks has a very good impact strength which makes them virtually unbreakable.

Thermal insulation - Provision of a foam layer in the tank improves the insulation and keeps water cool in summers. It also prevents water from getting too cold in winters.

UV-stability - Prevents material degradation due to the adverse effects of ultraviolet rays and ensures that there is no cracking or loss of physical properties.

Ideal for drinking water - Use of food grade virgin raw material ensures its suitability for potable water as the quality of water does not get affected even when stored for a long period.

Easy installation - Built in provision of hooks for lifting the tank to higher floors, makes installation comparatively easy.

Strong covers - Specially designed injection moulded covers are much stronger and its simple threaded design provides ease in opening and closing.

Full capacity guaranteed - Unlike commercial tanks the storage capacity of Supreme Siltank is equal or exceed to the stated capacity.

Assured quality - Rigorously tested to ensure the quality. Meets and exceeds all quality parameters as specified in BIS.

Product Range

Item Code	Size in ltrs.
RLTOWT0502BK	500
RLTOWT0752BK	750
RLTOWT1002BK	1000
RLTOWT1502BK	1500
RLTOWT2002BK	2000
RLTOWT3002BK	3000
RLTOWT5002BK	5000
	*7500
RLTOWT10000B	10000

Two Layer Overhead Water Tank

Item Code	Size in ltrs.
RLTOWT0503LB	500
RLTOWT0753LB	750
RLTOWT1003LB	1000
RLTOWT1503LB	1500
RLTOWT2003LB	2000

Three Layer Overhead Water Tank

RLTOWT0203BL	200
RLTOWT0313BL	300
RLTOWT0513BL	500
RLTOWT0713BL	750
RLTOWT1013BL	1000
RLTOWT1513BL	1500
RLTOWT2003BL	2000
RLTOWT3003BL	3000
RLTOWT5003BL	5000

Three Layer Overhead Water Tank

RLTOWT0313GD	300
RLTOWT0513GD	500
RLTOWT0713GD	750
RLTOWT1013GD	1000
RLTOWT1503GD	1500
RLTOWT2003GD	2000
RLTOWT3003GD	3000
RLTOWT5003GD	5000

Three Layer Overhead Water Tank

*Marked product will be shortly introduced

Item Code	Size in ltrs.
RLTOWT0503YE	500
RLTOWT0753YE	750
RLTOWT1003YE	1000
RLTOWT1503YE	1500
RLTOWT2003YE	2000
RLTOWT3003YE	3000
RLTOWT5003YE	5000

Three Layer Overhead Water Tank

Item Code	Size in ltrs.
RLTOWT0200WH	200
RLTOWT0314WH	300
RLTOWT0504WH	500
RLTOWT0754WH	750
RLTOWT1004WH	1000
RLTOWT1504WH	1500
RLTOWT2004WH	2000
RLTOWT3004WH	3000
RLTOWT5004WH	5000

Four Layer Overhead Water Tank

RLTOWT0203WH	200
RLTOWT0313WH	300
RLTOWT0503WH	500
RLTOWT0753WH	750
RLTOWT1003WH	1000
RLTOWT1503WH	1500
RLTOWT2003WH	2000
RLTOWT3003WH	3000
RLTOWT5003WH	5000
RLTOWT10000W	10000

Three Layer Overhead Water Tank

RLTOWT0505BK	500
RLTOWT0705BK	700
RLTOWT1005BK	1000
RLTOWT1505BK	1500
RLTOWT2005BK	2000
RLTOWT3005BK	3000
RLTOWT5005BK	5000
	*10000

Two Layer Overhead Water Tank (ISI Mark)

RLTOWT0314YE	300
RLTOWT0504YE	500
RLTOWT0754YE	750
RLTOWT1004YE	1000
RLTOWT1504YE	1500
RLTOWT2004YE	2000

Four Layer Overhead Water Tank

Dimension of Siltank overhead water tanks

Size (ltrs)	Layers	Dimensions D	ID	H
200	3/4	704	370	703
300	3/4	769	370	833
500	2/3/4	868	370	1060
700	2	1030	370	1042
750	2/3/4	1000	370	1167
1000	2/3/4	1071	370	1325
1500	2/3/4	1267	370	1454
2000	2/3/4	1434	460	1503
3000	2/3/4	1611	460	1733
5000	2/3/4	1936	460	2047
7500	2 2/3	2050	460	2485
10000		2166	460	3100



(all dimensions arein mm)

Siltank Covers (Lids)

Item Code	Size in ltrs.
MHDTTNKLID501500WH	500 to 1500 (White)
MHDTTNKLID501500BK	500 to 1500 (Black)
MHDTTNKLID501500BL	500 to 1500 (Blue)
MHDTTNKLID501500LB	500 to 1500 (Brown)
MHDTTNKLID501500GD	500 to 1500 (Green)
MHDTTNKLID501500YE	500 to 1500 (Yellow)
MHDTTNKLID205000WH	2000 to 10000 (White)
MHDTTNKLID205000BK	2000 to 10000 (Black)
MHDTTNKLID205000BL	2000 to 5000 (Blue)
MHDTTNKLID205000LB	2000 to 5000 (Brown)
MHDTTNKLID205000GD	2000 to 5000 (Green)
MHDTTNKLID205000YE	2000 to 5000 (Yellow)

*Marked product will be shortly introduced

Loft Tanks

Item Size Codein ltrs.	Dimensions (mm) L	W	H	ID
RLTLFT0100NT 100	585	585	373	300
RLTLFT0150NT 150	715	715	371	300
RLTLFT0201NT 200	900	500	475	300
RLTLFT0200NT 200	965	705	385	300
RLTLFT0300NT 300	1205	825	378	300
RLTLFT0400NT 400	1195	920	450	300
RLTLFT0401NT 400	1290	1004	390	300
RLTLFT0500NT 500	1415	870	490	300
RLTLFT0501NT 500	1505	996	408	300
RLTLFT1000BK 1000	1490	995	660	300

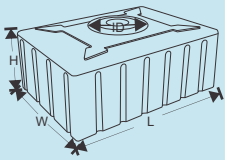

Loft Tanks Covers

Item Code	Size in ltrs.
MHDPLFTLID200500WH	100/200/300/400/500
1606846	1000

THE SYSTEM

We have introduced yet another unique variety of quality blow moulded water storage tanks under the brand name 'ECOSIL' to give our customers a value added water storage solution at an affordable cost. These lightweight yet strong and sturdy overhead water storage tanks are manufactured from virgin raw material. These tanks offer many good features that make them unique in all respect. ECOSIL tanks are made available in four layered design that makes them tougher and more durable. The inner layer made from antibacterial material assures odor-free, safe water quality in all seasons. These tanks are supplied in white colour up to 2,000 ltrs capacities.

FEATURES AND BENEFITS

Extra strength and superior performance

100% virgin, food grade HDPE raw material ensures suitability for storage of drinking water

Strong and sturdy design which eliminates stress formation

UV resistant covers with threaded locking provision

Antibacterial : 100% hygienic and safe as it does not support bacterial growth.

Odorless

Assured quality performance

Maintenance free

APPLICATION

Residential and Commercial Buildings.

Product Range

Item Code	Size in ltrs.
	*500
	*750
	*1000
	*1500
	*2000

Four Layer
Overhead Water Tank

Dimension of ECOSIL overhead water tanks

Size (ltrs)	Layers	Dimensions		
		D	ID	H
500	4	920	444	918
750	4	980	444	1165
1000	4	1100	444	1265
1500	4	1280	444	1375
2000	4	1350	444	1645

(all dimensions are in mm)



*Marked product will be shortly introduced

THE SYSTEM

After an encouraging response to the Siltank and Amrutam water tanks, we have introduced yet another premium quality water storage tanks under the brand name '**Weather Shield**'. These first of its kind overhead water tanks are designed to offer many best in class features and to meet the requirements

of superior insulation and high end applications. These tanks are offered in 500 to 1500 ltrs capacities in three attractive colours. These five layered tanks have extra thick foam layer to provide superior thermal insulation properties. Besides being elegant design, these tanks are strong, sturdy and virtually unbreakable.

FEATURES AND BENEFITS

Rotationally moulded - for maximum strength and superior per formance.

100% virgin, food grade raw material - Promises 100% safety
and suitability of drinking water and liquid foods even when stored for long durations. Unlike commercial tanks made out of rework material, stored water in weathershield remains unaffected and free from any taste, odor or colour.

Superior thermal insulation - Five layered design with extra thick foam layer and insulated covers ensures superior insulation properties. It keeps the water cool in summers and reasonably warm during winters. Lab tests have revealed that there is @ 15-20° C temperature difference between stored water and the ambient temperature.

Anti-bacterial - 100% hygienic and safe as the anti-bacterial grade raw material is being used for inside layer does not support bacterial growth.

All weather resistance - Outer layer made of UV resistant material helps to prevent degradation due to the effects of ultraviolet rays and keeps it free from any crack development or loss of physical properties.

Strong and sturdy insulated covers with inbuilt locking provision - Specially designed rotationally moulded threaded covers are not only strong and insulated but also very easy to

open and close. Provided with a inbuilt locking provision these covers safeguard the water against water theft and its contamination.

Provided with water level indicator and pump controller - Provision of water level indicator helps in controlling the water usage. The pump controller automatically stops the pump when the tank gets completely filled with water avoiding the

overflow. This function not only help to save the precious water
but the energy loss on account of its pumping.

Extra strong and durable design - Elegant and sturdy five layered design of the tank makes it more tough and strong to withstand environmental changes and protect it from bulging. These tanks have good impact strength and are virtually unbreakable.

Readymade base plate for easy installation - Availability of readymade base plates provides readymade platform to directly place the water tanks over it. Readymade base plates provides a firm, leveled and sturdy platform and also facilitates simple and fast installation. It makes the job more convenient while installing Y-Strainers.

Provision of inbuilt hooks - Provides ease while lifting the tank to the higher floors.

Assured quality - Rigorously tested to ensure the superior quality. Meets and exceeds all quality parameters specified in the BIS Standard.

Product Range

Item Code	Size in ltrs.
RLTOWT0501MB	500
RLTOWT0751MB	750
RLTOWT1001MB	1000
RLTOWT1501MB (WithControlUnit)	1500
RLTOWT0502MB	500
RLTOWT0752MB	750
RLTOWT1002MB	1000
RLTOWT1502MB (WithoutControlUnit)	1500

Five Layer Premium Overhead Water Tank

Item Code	Size in ltrs.
RLTOWT0501GW	500
RLTOWT0751GW	750
RLTOWT1001GW	1000
RLTOWT1501GW (With Control Unit)	1500
RLTOWT0502GW	500
RLTOWT0752GW	750
RLTOWT1002GW	1000
RLTOWT1502GW (WithoutControl Unit)	1500

Five Layer Premium Overhead Water Tank

Item Code	Size in ltrs.
RLTOWT501GYG	500
RLTOWT751GYG	750
RLTOWT1001GY	1000
RLTOWT1501GY	1500
(WithControl Unit)	
RLTOWT502GYG	500
RLTOWT752GYG	750
RLTOWT1002GY	1000
RLTOWT1502GY	1500
(Without Control Unit)	

Five Layer Premium Overhead Water Tank

Dimension of WeatherShield premium overhead water tanks

Size (ltrs)	Layers	Dimensions		
		D	ID	H
500	5	886	370	1023
750	5	1000	370	1212
1000	5	1081	370	1345
1500	5	1258	370	1500

(all dimensions are in mm)

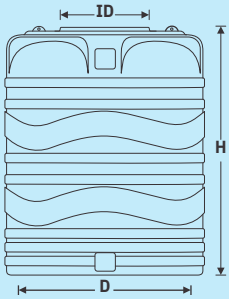

Item Code	Size in ltrs.
RLTLID501MBG	500 to 1500
RLTLID501GWH	500 to 1500
RLTLID501GYG	500 to 1500

Covers (Lid)

RLTTB0500PBL	500
RLTTB0750PBL	750
RLTTB1000PBL	1000

Base Plate

THE SYSTEM

Supreme is pleased to offer an exhaustive range of heavy-duty, large capacity readymade underground water storage tanks that lasts for a lifetime. These ready to use tanks in plastics are offered under the brand name '**Amrutam**'. Manufactured using the best quality virgin raw material, Amrutam underground tanks are equipped with many outstanding features that makes these tanks superior substitute to the conventional RCC and masonry tanks. Unlike conventional tanks these tanks are completely free from time consuming construction, crack formation, infiltration and ex-filtration, root penetration, repeated maintenance, short and uncertain life span. Being free from these problems, Amrutam tanks are absolutely hygienic and safe.

FEATURES AND BENEFITS

Rotationally moulded - Supreme Amrutam underground water tanks are manufactured by rotational moulding process which produces a one piece, seamless, strong and watertight product.

Unique single piece patented design - Amrutam underground water tanks have unique patented design.

Great strength - Robust in design with a unique ribbed structure provides superior structural integrity to the tank. It makes the tank strong enough to meet various loading and handling requirements.

Simple and quick installation - Amrutam ready to use water tanks are light in weight and hence the installation becomes very simple and quick. Minimum requirement of excavation further saves lot on time and costs. Installation of these tanks can be carried out even by unskilled workers with proper training. Amrutam polyethylene underground water tanks are designed for durability, easy and quick installation and can be transported to the job site in a pickup van.

Minimum space requirement - The tanks requires minimum space with minimum excavation.

100% Watertight

Hygienic and Safe - Free from root penetration, corrosion and biological growth.

Provided with air tight threaded covers.

Minimal maintenance ensures economy over a period of time.

Long Life - minimum 50 years of service life

Eco-friendly

Product Range

Item Code	Size in ltrs.
RLTUWT1000TC	1000
RLTUWT1500TC	1500
RLTUWT2003TC	2000
RLTUWT3000TC	3000

Item Size Codein ltrs.	
RLTUWT6000TC 6000	(Stand-alone)
RLTUWT0100TC 10000	(Domed end 5000 ltrs x 2 nos.)
RLTUWT0140TC 14000	(Domed end 5000 ltrs x 2 nos. + Inner 4000 ltrs x 1 no.)
RLTUWT0180TC 18000	(Domed end 5000 ltrs x 2 nos. + Inner 4000 ltrs x 2 nos.)
RLTUWT0220TC 22000	(Domed end 5000 ltrs x 2 nos. + Inner 4000 ltrs x 3 nos.)
RLTUWT0260TC 26000	(Domed end 5000 ltrs x 2 nos. + Inner 4000 ltrs x 4 nos.)
RLTUWT0300TC 30000	(Domed end 5000 ltrs x 2 nos. + Inner 4000 ltrs x 5 nos.)

Tanks upto 90000 ltrs are also made available.

Underground Water Tank
(Ver tical)

Underground Water Tank
(Modular)

THE SYSTEM

Recently company has come out with a wide range of bath fittings in engineering plastics. These bath fittings are introduced under the brand name “Aquakraft”. Our products are designed with world class technology that follows latest market trends. We manufacture these bath fittings using 100% virgin material and adopting stringent quality parameters which ensures leak free, drip free and long lasting products. This is ensured through life cycle test. Aquakraft fittings are featured with excellent resistance to chemicals and salt deposits besides economy and user friendliness.

State-of-the-art manufacturing facility and a robotic system used for assembling these touch free bath fittings makes them highly reliable.

FEATURES AND BENEFITS

- Easy to fix
- Long life due to no metal parts in function
- Spindle can be replaced easily
- Aerators can be cleaned easily
- All taps are of standard ½" BSP threads and can be replaced easily
- UV-stabilized, high fatigue resistance and flexural strength
- Made out of engineering plastics
- No fading of colour, no dust or salt sedimentation
- No moisture effect, like black spots
- Can be used for hot and cold application up to 65°C
- Light in weight
- Cost effective
- Excellent style and finish besides being environmental friendly

SPECIAL FEATURES

CORROSION FREE	LEAK FREE	DRIP FREE

Acer Series (Quarter Turn)

Item Code	Size in mm	Box qty.	
Bib Tap with Flange TAPSBQAY01 (TW)	15	78	
Bib Tap Long with Flange TAPSB7QY01 (TW)	15	52	
Right Angle Stop Tap TAPRAQAY01 (TW)	15	90	
Wall Sink Tap TAPWSQAY01 (TW)	15	27	

Item Code	Size in mm	Box qty.	
Bib Tap with Flange TAPSBQMW01 (O'Black)	15	78	
Bib Tap Long with Flange TAPSB7QMW1 (O'Black)	15	52	
Right Angle Stop Tap TAPRAQMW01 (O'Black)	15	90	
Wall Sink Tap TAPWSQMW01 (O'Black)	15	27	

* WH : White | TW : Texla White | MW : Milky White

Elegant Series (Quarter Turn)

Item Code	Size in mm	Box qty.
Bib Tap		
TAPSBQET01 (TW)		
TAPSBQEW01 (WH)	15	78
(Without Flange)		
TAPSBQFET1 (TW)	15	78
TAPSBQFEW1 (WH)		
(With Flange)		
Bib Tap Long		
TAPSB7ET01 (TW)	15	78
TAPSB7EW01 (WH)	15	78
Right Angle Stop Tap		
TAPRAQET01 (TW)		
TAPRAQEW01 (WH)		
Garden Tap/Washing Machine Tap		
	15	56
	15	56
	15	105
	15	105
TAPSGTET01 (TW)	15	80
TAPSGTEW01 (WH) (Garden Tap)	15	80
TAPSWTET01 (TW)	15	80
TAPSWTEW01 (WH) (Washing Machine Tap)	15	80

Item Code	Size in mm	Box qty.
Pillar Tap		
TAPPTQET01 (TW)		
TAPPTQEW01 (WH)	15	63
	15	63
2-Way Bib Tap		
TAPS2WET01 (TW)	15	27
TAPS2WEW01 (WH)	15	27
Wall Sink Tap		
TAPWSQET01 (TW)	15	27
TAPWSQEW01 (WH)	15	27
Table Sink Tap		
TAPTSQET01 (TW)	15	27
2 Way Right Angle Stop Tap		
TAP2WRET01	15	45
TAP2WREW01 (WH)	15	45



Elegant Series (Quarter Turn) ('O' Black)

Bib Tap		
TAPSBQEM01 (Without Flange)	15	78
TAPSBQFEM1 (With Flange)	15	78
Bib Tap Long		
TAPSB7EM01	15	56
Right Angle Stop Tap		
TAPRAQEM01	15	105
Garden Tap/ Washing Machine Tap		
TAPSGTEM01 (Garden Tap)	15	80
TAPSWTEM01 (WashingMachineTap)	15	80
Pillar Tap		
TAPPTQEM01	15	63

2-Way Bib Tap		
TAPS2WEM01	15	27
Wall Sink Tap		
TAPWSQEM01	15	27
Table Sink Tap		
TAPTSQEM01	15	27
2 Way Right Angle Stop Tap		
TAP2WREM01	15	45

* WH : White | TW : Texla White | MW : Milky White

Classic Series (Quarter Turn)

Item Code	Size in mm	Box qty.
Bib Tap		
TAPSBQCT01 (TW)	15	78
TAPSBQCW01 (WH) (Without Flange)	15	78
TAPSBQFCT1 (TW)	15	78
TAPSBQFCW1 (WH) (WithFlange)	15	78
Bib Tap Long		
TAPSB7CT01 (TW)	15	56
TAPSB7CW01 (WH)	15	56
Right Angle Stop Tap		
TAPRAQCT01 (TW)	15	105
TAPRAQCW01 (WH)	15	105
Garden Tap/ Washing Machine Tap		
TAPSGTCT01 (TW) (Garden Tap)	15	80
TAPSGTCW01 (WH) (Garden Tap)	15	80
TAPSWTCT01 (TW)	15	80
TAPSWTCW01 (WH) (Washing Machine Tap)	15	80

Item Code	Size in mm	Box qty.
Pillar Tap		
TAPPTQCT01 (TW)	15	63
TAPPTQCW01 (WH)	15	63
2-Way Bib Tap		
TAPS2WCT01 (TW)	15	27
TAPS2WCW01 (WH)	15	27
Wall Sink Tap		
TAPWSQCT01 (TW)	15	27
TAPWSQCW01 (WH)	15	27
2 Way Right Angle Stop Tap		
TAP2WRCT01 (TW)	15	45
TAP2WRCW01 (WH)	15	45
Wall Mixer		
TAPWLMXT01 (TW)	15 mm	20
TAPWLMXM01 (MW)	15 mm	20

Classic Series (Quarter Turn) ('O' Black)

Bib Tap		
TAPSBQCM01 (Without Flange)	15	78
TAPSBQFCM1 (WithFlange)	15	78
Bib Tap Long with Flange		
TAPSB7CM01	15	56
Right Angle Stop Tap		
TAPRAQCM01	15	105
Garden Tap / Washing Machine Tap		
TAPSGTCM01 (Garden Tap)	15	80
TAPSWTCM01 (WashingMachine Tap)	15	80

Pillar Tap		
TAPPTQCM01	15	63
2-Way Bib Tap		
TAPS2WCM01	15	27
Wall Sink Tap		
TAPWSQCM01	15	27
2 Way Right Angle Stop Tap		
TAP2WRCM01	15	45



* WH : White | TW : Texla White | MW : Milky White

Royal Series (Full Turn)

Item Code	Sizein mm	Box qty.
Bib Tap		
TAPFSEOTW1 (TW)	15	78
	15	78
TAPFTBTOW1 (WH) (Without Flange)	15	78
TAPFSEFTW1 (TW)	15	78
TAPFTBTFW1 (WH)		
Bib Tap Long		
TAPLFATW01 (TW) (With Flange)	15	56
TAPFTBTLW1 (WH)	15	56
Right Angle Stop Tap		
TAPRFATW01 (TW)	15	105
Garden Tap / Washing Machine Tap		
TAPFTGAT01 (TW)	15	80
TAP34GTFTW (TW)	20	80
TAPFTGAW01 (WH) (Garden Tap)	15	80
TAPFTWAT01 (TW)	15	80
	15	80
TAPFTWAW01 (WH) (Washing Machine Tap)		

Item Code	Size in mm	Box qty.
Pillar Tap		
TAPFTPIM01 (O'Black)	15	63
TAPFTPIW01 (WH)	15	63
2 Way Bib Tap		
TAPFT2WBT1 (TW)	15	27
TAPFT2WBW1 (WH)	15	27
Wall Sink Tap		
TAPWFATW01 (TW)	15	27
2-Way Right Angle Stop Tap		
TAPFT2WRM1 (O'Black)	15	45
TAPFT2WRW1 (WH)	15	45

Royal Series (Full Turn) ('O' Black)

Bib Tap		
TAPFSEOMW1 (Without Flange)	15	78
TAPFSEFMW1 (With Flange)	15	78
Bib Tap Long		
TAPLFAMW01	15	56
Wall Sink Tap		
TAPWFAMW01	15	27

Right Angle Stop Tap		
TAPRFAMW01	15	105
2 Way Bib Tap		
TAPFT2WBM1	15	27
Garden Tap / Washing Machine Tap		
TAPFTGAM01	15	80
TAP34GTFOB (Garden Tap)	20	80
TAPFTWAM01 (WashingMachineTap)	15	80

* WH : White | TW : Texla White | MW : Milky White.

Crown Series (Full Turn)

Item Code	Sizein mm	Box qty.
Bib Tap		
TAPCRBTT01 (TW)	15	78
TAPCRBTM01 (MW) (With Flange)	15	78
Bib Tap Long		
TAPCRBTLT1 (TW)	15	56
TAPCRBTLM1 (MW)	15	56
Right Angle Stop Tap		
TAPCRRAST1 (TW)	15	105
TAPCRRASM1 (MW) (With Flange)	15	105
Garden Tap / Washing Machine Tap		
TAPCRGAT01 (TW)	15	80
TAPCRGAM01 (MW) (Garden Tap)	15	80
TAPCRWAT01 (TW)	15	80
TAPCRWAM01 (MW) (Washing Machine Tap)	15	80
Pillar Tap		
TAPCRPIW01 (MW)	15	63
2 Way Bib Tap		
TAPCR2WT01 (TW)	15	27
TAPCR2WM01 (MW)	15	27

Item Code	Size in mm	Box qty.
Wall Sink Tap		
TAPCRWST01 (TW)	15	27
TAPCRWSM01 (MW)	15	27
2-Way Right Angle Stop Tap		
TAPCR2WRW1 (MW)	15	45
Wall Mixer		
TAPCRWLT01 (TW)	15	20
TAPCRWLM01 (MW)	15	20
Swan Neck Sink Tap Square		
TAPCSWSQM1 (MW)	15	27
Swan Neck Sink Tap Round		
TAPCSWROM1 (MW)	15	27

Marvel Series (Quarter Turn)

Bib Tap		
TAPMBTQM01	15	45
2 in 1 Bib Tap		
TAPM2WQM01	15	45

Angular Tap		
TAPMATQM01	15	50
Pillar Tap		
TAPMPTQM01	15	56

* WH : White | TW : Texla White | MW : Milky White

Special Series

Item Code	Size in mm	Box qty.
Push Tap with Flange (Plain)		
TAPPTFAY01 (TW)	15	85
TAPPTFMW01 (MW)	15	85
Push Tap with Flange (Threaded)		
TAPPTFAY02 (TW)	15	85
TAPPTFMW02 (MW)	15	85
Wonder Tap		
TAPWONTA01 (TW)	15	100
Murphy Pillar Tap Quarter Turn		
TAPMURPQT1 (TW)	15	48
TAPMURPQB1 (O Black)	15	48
TAPMURPQM1 (MW)	15	48

Item Code	Size in mm	Box qty.
Trim Tap		
TAPTRMBT01 (TW)	15	108
TAPTRBTM01 ('O' Black) (With Flange)	15	108
Stop Cock		
TAP34SCKTW (TW)	20	50
Bib Tap with Brass Inlet (Quarter Turn)		
TAPBTBRQM1 (O' Black)	15	78

Shower & Faucet

N-Shower Long		
	15	32
TAPNSHAY01 (TW)	15	32
TAPNSHMW01		
Flow Control Shower		
TAPFCSAY01 (TW)	15	50
Amaze Overhead Shower		
TAPAMAZT01	1	3
(TW)	5	0
TAPAMAZM01	1	3
(MW)	5	0
Oracle Overhead Shower		
TAPORSHT01	1	3
(TW)	5	0
TAPORSHM01	1	3
(MW)	5	0
Roman Hand Shower		
TAPROMNT01 (TW)	1	3
TAPROMNM01 (MW)	5	2
TAPROMCTW1 (TW)	1	3
TAPROMCMW1 (MW)	5	2
(with 1.5 m.)	1	2
	5	7
	1	2
	5	7

Drizzler 2 in 1 Faucet		
TAPFDRZT01 (TW)	1	4
TAPFDRZM01 (MW)	5	8
(with 1 m.)	1	4
TAPFDRZCW1	15	48
(with 1.2 m. Chrome)	5	8
2-in-1 Faucet (Body)		
TAPFB2AY01 (TW)	15	75
TAPFB2AY02 (MW)	15	75
Faucet 2-in-1		
TAPFA1AY01	15	32
(TW)	15	32
TAPFA1MW01 (MW)		
(with 1 m.)	15	32
TAPFA2AY01 (TW)	15	32
TAPFA2MW01 (MW)		
(with 1.5 m.)		
Premium Faucet		
TAPFP1TW01	15	3
(TW)	15	2
TAPFP1MW01 (MW)		3
(1 m. Hose)		2

* WH : White | TW : Texla White | MW : Milky White

Bathroom Accessories

Item Code	Size in mm	Box qty.
Waste Coupling		
TAPWACAY01 (TW)	3	10
TAPWACAY02 (MW)	2	0
Corrugated Waste Pipe (Full Threaded)		
	3	10
TAPWPCAY02 (MW)	50	0
TAPWPCAY03 (MW)(930mmlength)	60	
PVC Waste Pipe		
TAPWPTAY01 (TW)	32	60
TAPWPTMW01 (MW) Available in 750mm length	32	60
TAPWPTAY02 (TW)	32	40
TAPWPTMW02 (MW) Availablein900mm length	32	40
Braided Hose		
TAPCOTBT03 (MW) (With1ft.)	15	60
TAPCOTBT01 (MW)(With1.5ft.)	15	60
TAPCOTBT02 (MW)(With2ft.)	15	60
Commode Spray		
TAPCOMAY01 (TW)	15	125
TAPCOMAY02 (MW)	15	125
TAPCSHAY01 (TW)	15	32
TAPCSHAY02 (MW)	15	32
Commode Jet Spray Patti		
TAPCJSPA01 (WH) (With 1m Hose)	15	32
Urinal Jet Spray		
TAPUJSAY01 (TW)		105
Connection Tube		
TAPCOT1FTW (TW)	15	100
TAPCOT1FMW (MW) (With 1 ft.)	15	100
TAPCOTAY01 (TW)	15	100
TAPCOTMW01 (MW) (With1.5ft.)	15	100
TAPCOTAY02 (TW)	15	100
TAPCOTMW02 (MW) (With 2 ft.)	15	100

Item Code	Size in mm	Box qty.
Connection Tube		
TAPCOTMW03 (MW) (With 2.5 ft.)		
TAPPVCTAY1 (TW)	15	100
TAPPVCTMW1 (MW) (With 1 m.)	15	75
	15	75
TAPPVCTAY2 (TW)	15	50
TAPPVCTMW2 (MW) (With1.5m.)	15	50
TAPCOT2MTW (TW)	15	50
TAPCOT2MMW (MW) (With 2 m.)	15	50
Connection Tube for Commode Jet		
TAPPVCCJ01 (With1m.)		100
Foot Valve (Spring Type)		
TAPFOTVA01	25	99
Foot Valve (Flap Type)		
TAPFOTFL25	25	80
TAPFOTFL32	32	60
TAPFOTFL40	40	52
TAPFOTFL50	50	46
TAPFOTFL65	65	24
TAPFOTFL75	75	10
TAPFOTFL90	90	10
TAPFOTF100	100	3
Float Valve		
TAPFVBAY01	15	30
TAPFVBAY02	20	26
TAPFVBAY03	25	10
TAPFVBAY04	32	10
TAPFVBAY05	40	6
TAPFVBAY06	50	3
Bottle Trap		
TAPBOTAY01 (TW)		12
TAPBOTAY02 (MW)		12
Cockroach Trap		
TAPCTRAPMW (MW)		30
Tile Trap		
TAPTILTM01		60
TAPTITRP01 (For Pipe)		60



* WH : White | TW : Texla White | MW : Milky White

Item Code	Size in mm	Box qty.
Nylee Single Flushing Cistern		
TAPNFCTW01 (TW)		6
TAPNFCMW01 (WH)		6
Tapti Single Flushing Cistern		
TAPTIFCT01 (TW)		6
TAPTIFCW01 (MW)		6
Aura Single Flushing Cistern		
TAPAFCWP01 **with pipe** (MW)		4
TAPAFCWOP1 **withoutpipe** (MW)		4
Avon Dual Flushing Cistern		
TAPAFCAIV1 (TW)		6
TAPAFCAT01 (MW)		6
Photon Bathroom Cabinet		
TAPPHBCW01 (MW)		4
Photon Mirror		
TAPPHMRT01 (TW)		8
TAPPHMRW01 (MW)		8
Wash Basin		
TAPWBSNM01		8
Corner Tray		
TAPCORNT01		40
Dual Soap Case		
TAPDULST01		45
Corner Tray		
TAPCORN9MW 9" (MW)		8
TAPCOR11MW 11" (MW)		8
Corner Rack		
TAPCR9IN3T		8
TAPCR11N3T 11"- 3Tier (MW)		8

* WH : White | TW : Texla White | MW : Milky White

Item Code	Size in mm	Box qty.
Konarc Corner Cabinet - 2 Shelf		
TAPKC2SOB1 (O'Black)		2
TAPKC2SBL1 (Blue)		2
TAPKC2SRE1 (Red)		2
Konarc Corner Cabinet - 3 Shelf		
TAPKC3SOB1 (O'Black)		2
TAPKC3SBL1 (Blue)		2
TAPKC3SRE1 (Red)		2
Alpha Bib Tap		
TAPALBTGR1 (Green)		64
TAPALBTBL1 (Blue)		64
TAPALBTGY1 (Grey)		64
Alpha Pillar Tap		
TAPALPTGR1 (Green)		78
TAPALPTBL1 (Blue)		78
TAPALPTGY1 (Grey)		78
EVA Bib Tap		
TAPEBTQM01 (MW)		64
EVA Pillar Tap		
TAPEPTQM01 (MW)		64
Evolve Ball Valve		
TAPBLVLM01	15 (½")	85
TAPBLVLM02	20 (¾")	52
TAPBLVLM03	25 (1")	54
Universal Discharge Pipe Split Type		
1606383	Straight Pipe	20
(TW) (MW)	Straight Pipe	20
1605900 1606385	Bend Pipe	20
(TW)	Bend Pipe	20
1605899	Extension Pipe	20
(MW)	Extension Pipe	20
1606384		
(TW)		
1605898		
(MW)		

AQUATIC Chrome Series

Item Code	Size in mm	Box qty.
Bib Tap (Quarter Turn) TAPQBTCA01		50
Right Angle Stop Tap (Quarter Turn) TAPQRTCA01		50
Pillar Tap (Quarter Turn) TAPQPTCA01		50
2 Way Bib Tap(Quarter Turn) TAPQ2WCA01		50
Bath Spout TAPBSPTC01	¾"	64
Sensor Rain Shower Luxury TAPSRSLCA1		16
Square Rain Shower TAPSQRSCA1		20
Square Shower TAPSQS4CA1 - 4" TAPSQS6CA1 - 6"		100 45
Round Shower Disc TAPROSDCA1		60
Ambit Round Shower TAPROSACA1		80

Item Code	Size in mm	Box qty.
Round Shower Mini TAPROSMCA1		60
Sensor Rain Shower Desire TAPSRSDCA1		16
Round Rain Shower TAPRDRSCA1		20
Square Shower Arm TAPSQSA009 (9") TAPSQSA012 (12") TAPSQSA015 (15")		10 12 10
Round Shower Arm (S.S.) TAPSHARM012 (12") TAPSHARM015 (15")		12 9
Angle Round Shower Arm (S.S.) TAPSHARM006 (6") TAPSHARM007 (7") TAPSHARM009 (9")		10 10 9
Rectangle Hand Shower TAPHSRCA01		100
Super Hand Shower TAPHSSCA01		50
Telephonic Hand Shower TAPHSTCA01		100

* WH : White | TW : Texla White | MW : Milky White

Item Code	Size in mm		Box qty.
Magnetic Shower Kit Orbit			
TAPMSOCA01			18
Sleek Faucet			
TAPFASLCA1			50
TAPFASLCA2			100
(Body)			
Classic Faucet			
TAPFACLCA1			50
TAPFACLCA2			100
(Body)			
Curve Faucet			
TAPFACUCA2			50
Denver Faucet			
TAPFDENC01	15		48
PremiumHealth Faucet			
TAPFPAQC01			50
S.S.DoubleLock Chrome Hose			
TAPCOTSCA1			50
(1.5 Mtr. Long)			
Chrome Holder Stopper			
TAPHSRCA03			400
Flush Valve			
TAPFLVEA32	32 mm (1¼")	FT	12

Concealed body with exposed shut off provision and Ø 125 mm circular plate.

* WH : White | TW : Texla White | MW : Milky White

Item Code	Size in mm	Box qty.
Concealed Mixer Diverter		
TAPCMDAY01	¾"	10
(Assembly)		
TAPDWFAY01	¾"	10
(Flange & Handle)		
Bottle Trap New		
TAPBOTAY03		15
Swivel Soap Dispenser		
TAPSWIDN01		48
(Natural)		
TAPSWIDR01		48
(Red)		
TAPSWIDB01		48
(Blue)		
DualMultiorient Soap Case		
TAPDUSCN01		28
(Natural)		
TAPDUSCR01		28
(Red)		
TAPDUSCB01		28
(Blue)		
Soap Case Wall Mounted		
TAPSCWMN01		87
(Natural)		
TAPSCWMR01		87
(Red)		
TAPSCWMB01		87
(Blue)		
SoapCaseClip on		
TAPSCCLN01		135
(Natural)		
TAPSCCLR01		135
(Red)		
TAPSCCLB01		135
(Blue)		
S.S. Towel Rod		
TAPTROD018		8
(18" Long)		
TAPTROD024		4
(24" Long)		
		6
Towel Hanger		6
TAPTWLHAMW		30
(MW)		

Item Code	Size in mm	Box qty.
Towel Rack TAPTWLRAMW (MW)		20

Item Code	Size in mm	Box qty.
Tissue Roll Holder TAPTISRHMW (MW)		45

Napkin Ring
TAPNAPRIMW
(MW)

Tissue Roll Holder with Tray
TAPTIRHTMW
(MW)

* WH : White | TW : Texla White | MW : Milky White

Driti PVC Garden Pipe and Braided Hose

Item Code Garden	Size in mm
4104815 (15 m)	12
4104816 (30 m)	12
4104817 (15 m)	20
4104818 (30 m)	20
4104821 (15 m)	25
4104819 (30 m)	25

Item Code Braided	Size in mm
4104820 (15 m)	12
4104822 (30 m)	12
4104823 (15 m)	20
4104824 (30 m)	20
4104825 (15 m)	25
4104826 (30 m)	25

*Available in Orange, Red, Yellow & Green Colors

THE SYSTEM

We are proud to introduce one more innovative product in Indian market which is Supreme FlameGuard C-PVC Fire Sprinkler system. Supreme FlameGuard is manufactured from specially developed C-PVC compound. Supreme FlameGuard products provide a cost effective yet effective alternative to metal pipe systems with advantages of high corrosion resistance, improved hydraulics, comparatively very easy and quick installation. C-PVC fire sprinkler system is based on proven products that has been in continuous use for over 36 years. The system is approved by UL®.

Product Range

Pipes- Supreme FlameGuard C-PVC fire sprinkler pipes are available in ¾" to 3" dia, conforming to IS:16088 standards for SDR 13.5 C-PVC pipe.

Fittings- Supreme manufactures most running solvent weld fittings in India. All fittings are UL listed. All metal threaded fittings are imported from Spears® USA.

Fields of application

Supreme FlameGuard C-PVC fire sprinkler products are UL listed for light hazard occupancies as defined in NFPA 13, residential occupancies up to and including 4 - storeyed buildings as defined in NFPA 13R, residential occupancies for one and two family dwellings and manufactured homes as defined in NFPA 13D.

Few examples of light hazard occupancies are given below: -

- Residential buildings excluding parking
-
- Educational institutes, hotels and hospitals, etc.
  1 or 2 family dwellings

FEATURES AND BENEFITS

Corrosion resistant C-PVC material does not encourage biological growth - Unlike metal systems, Supreme FlameGuard C-PVC products never rust or are not prone to scaling or pitting and do not encourage biological growth - a cause of Microbiologically Influenced Corrosion (MIC) which could destroy metal fire sprinkler systems from the inside out.

Superior flow characteristics for lower friction losses - The mirror smooth inner surface of of Supreme FlameGuard facilitate reduced friction loss compared to metal systems. It also helps quick discharge of water in times of need. The design flow characteristics remain constant throughout the life of the product as there is no interior corrosion in the system due to microbiological activity.

Pressure rating - 12 bar (175psi) @ 65°C and 21.7 bar (315 psi) @ 23°C

Simple and easy installation resulting in lower costs - Supreme FlameGuard C-PVC system installation significantly reduces the costs over conventional metal piping by virtually eliminating prefabrication. Systems can be fully installed on site using simple solvent cement joining methods.

UL listed (UL 1821) for NFPA 13, 13R and 13D systems - Supreme FlameGuard C-PVC system is UL-1821 listed. UL certificate no. is 20150729-EX26525.

Light in weight and easy maintenance

Environment friendly

PIPES

LISTED

IS 16088 : 2012

CM/L 7700075512

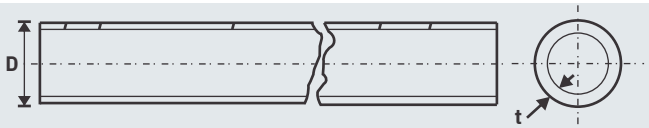

Supreme FlameGuard pipe dimensions confirming to IS:16088 and as per ASTM F 442

Nominal size		Outside diameter (D) in mm		Wall thickness (t) in mm SDR 13.5		Working Pressure
mm	inch	Avg.	Tolerance	Min	Tolerance	
20	¾"	26.7	0.10	1.98	0.5	12 bar @ 65°C 21.7 bar @ 23°C
25	1"	33.4	0.13	2.46	1	
32	1¼"	42.2	0.13	3.12	0.5	
40	1½"	48.2	0.15	3.58	1	
50	2"	60.3	0.15	4.47	0.5	
65	2½"	73.0	0.18	5.41	1	
80	3"	88.9	0.20	6.58	0.5	
					1	
					0.5	
					3	
					0.6	
					6	
					0.7	
					9	

FITTINGS

Item Code	Size in mm	Size in inch	SCH
MFGP4CPL002O			40
MFGP4CPL003O	20	¾	40
MFGP4CPL004O	25	1	40
MFGP8CPL005O	32	1¼	80
MFGP8CPL006O	40	1½	80
MFGP8CPL007O	50	2	80
MFGP8CPL008O	65	2½	80
	80	3	80

Coupler

Item Code	Size in mm	Size in inch	SCH
MFGP4ELB002O	20	¾	40
MFGP4ELB003O	25	1	40
MFGP4ELB004O	32	1¼	40

Elbow 90°

Item Code	Size in mm	Size in inch	SCH
MFGP8ELB005O	40	1½	80
MFGP8ELB006O	50	2	80
MFGP8ELB007O	65	2½	80
MFGP8ELB008O	80	3	80



Elbow 90°

Item Code	Size in mm	Size in inch	SCH
MFGP4REL3X2O	25x20	1x¾	40

Reducing Elbow

Item Code	Size in mm	Size in inch	SCH
MFGP4BDF002O	20	¾	40
MFGP4BDF003O	25	1	40
MFGP4BDF004O	32	1¼	40
MFGP8BDF005O	40	1½	80
MFGP8BDF006O	50	2	80
MFGP8BDF007O	65	2½	80
MFGP8BDF008O	80	3	80

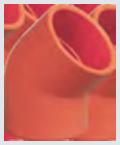

Elbow 45°

Item Code	Size in mm	Size in inch	SCH
MFGP4TEE002O	20	¾	40
MFGP4TEE003O	25	1	40
MFGP4TEE004O	32	1¼	40
MFGP8TEE005O	40	1½	80
MFGP8TEE006O	50	2	80
MFGP8TEE007O	65	2½	80
MFGP8TEE008O	80	3	80

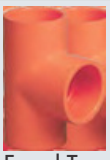

Equal Tee

Item Code	Size in mm	Size in inch	SCH
MFGP4RET3X2O	25x20	1x¾	40
4100066	32x20	1¼x¾	40
MFGP4RET4X3O	32x25	1¼x1	40
4100035	40x20	1½x¾	80
MFGP8RET5X3O	40x25	1½x1	80
4100029	40x32	1½x1¼	80
4100125	50x20	2x¾	80
MFGP8RET6X3O	50x25	2x1	80
4100116	50x32	2x1¼	80
MFGP8RET6X5O	50x40	2x1½	80
MFGP8RET7X3O	65x25	2½x1	80
4100091	65x32	2½x1¼	80
4100090	65x40	2½x1½	80
4100098	65x50	2½x2	80
4100152	80x25	3x1	80
4100151	80x32	3x1¼	80
4100150	80x40	3x1½	80
4100156	80x50	3x2	80
4100153	80x65	3x2½	80



Reducing Tee

Item Code	Size in mm	Size in inch	SCH
4100140	20	¾	40
MFGP4CRT003O	25	1	40
MFGP4CRT004O	32	1¼	40
MFGP8CRT005O	40	1½	80
MFGP8CRT006O	50	2	80
MFGP8CRT007O	65	2½	80
MFGP8CRT008O	80	3	80

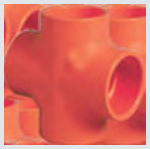

Cross Tee

Item Code	Size in mm	Size in inch	SCH
MFGP4RED3X2O	25x20	1x¾	40
4100044	32x20	1¼x¾	40
4100063	32x25	1¼x1	40
4100034	40x20	1½x¾	40
4100055	40x25	1½x1	40
4100028	40x32	1½x1¼	80
4100124	50x20	2x¾	80
4100121	50x25	2x1	80
MFGP8RED6X4O	50x32	2x1¼	80
MFGP8RED6X5O	50x40	2x1½	80
MFGP8RED7X5O	65x40	2½x1½	80
MFGP8RED7X6O	65x50	2½x2	80
MFGP8RED8X6O	80x50	3x2	80
MFGP8RED8X7O	80x65	3x2½	80

Reducer

Item Code	Size in mm	Size in inch	SCH
MFGP4ECP002O	20	¾	40
MFGP4ECP003O	25	1	40
MFGP4ECP004O	32	1¼	80
MFGP8ECP005O	40	1½	80
MFGP8ECP006O	50	2	80
MFGP8ECP007O	65	2½	80
MFGP8ECP008O	80	3	80

End Cap

Item Code	Size in mm	Size in inch	SCH
MFGP4REB3X2O	25x20	1x¾	40
MFGP4REB4X2O	32x20	1¼x¾	40
MFGP4REB4X3O	32x25	1¼x1	40
MFGP8REB5X2O	40x20	1½x¾	80
MFGP8REB5X3O	40x25	1½x1	80
MFGP8REB5X4O	40x32	1½x1¼	80
MFGP8REB6X2O	50x20	2x¾	80
MFGP8REB6X3O	50x25	2x1	80
MFGP8REB6X4O	50x32	2x1¼	80
MFGP8REB6X5O	50x40	2x1½	80
MFGP8REB7X4O	65x32	2½x1¼	80
MFGP8REB7X5O	65x40	2½x1½	80
MFGP8REB7X6O	65x50	2½x2	80

Reducer Bushing

Item Code	Size in mm	Size in inch	SCH
MFGP8REB8X6O	80x50	3x2	80
MFGP8REB8X7O	80x65	3x2½	80

Reducer Bushing

Item Code	Size in mm	Size in inch
4100272 4100270 4100269 4100267	20x15 25x15 32x15 40x15	¾x½ 1x½ 1¼x½ 1½x½

Sprinkler Head Tee
(Brass Thread)

Item Code	Size in mm	Size in inch
4100266 4100271 4100268 4100267	20x15 25x15 32x15 40x15	¾x½ 1x½ 1¼x½ 1½x½

Sprinkler Head Tee
(SRPlastic Thread)
(Soc x SR FPT)

Item Code	Size in mm	Size in inch
4100134 4100073 4100058 4100051	20 25 32 40 50 65 80	¾ 1 1¼ 1½ 2 2½ 3



Flange Adapter

Item Code	Size in mm	Size in inch
4100113 4100102 4100560 4100039	32 40 50 65 80	1¼ 1½ 2 2½ 3



Grooved Coupling

Item Code	Size in mm	Size in inch
4100141 4100021 4100067 4100118 4100082 4100038 4100036 4100126	20 25 32 40 50	¾ 1 1¼ 1½ 2

Female Adapter
(Brass)

Item Code	Size in mm	Size in inch
4100754 4100265 4100076	20x15 25x15	¾x½ 1x½

Female Sprinkler Head Adapter

Item Code	Size in mm	Size in inch
4100142 4100762 4100956	20 25 40	¾ 1 1½



Male Adapter (Brass)

Item Code	Size in mm	Size in inch
4100145 4100077 4100040	20x15 25x15 32x15	¾x½ 1x½ 1¼x½



Torque Safe 90° Sprinkler Head Elbow

Item Code	Size in mm	Size in inch
4100544 4100231	Pint (473.17ml) Quart (946.35ml)	

One Step Solvent Cement

THE SYSTEM

Supreme is the pioneer in introducing efficient PVC S.W.R. drainage system in India. It has successfully replaced conventional CI and AC drainage systems. The Supreme S.W.R. drainage system is designed for quick and efficient removal of waste without leakage. It is highly resilient, tough and durable with high tensile and impact strength. Moreover it is free from scale formation, rusting, weathering and chemical action. It is virtually immune to attack from bacteria, fungi, micro- organisms and insects. Thus, the system is a long term solution for building drainage with estimated life over 50 years. In addition to the various benefits, it is more cost effective than any conventional drainage system.

Product Specifications and Range

Pipes are available in 40 to 200 mm sizes and fittings are available in 40 to 200 mm sizes. Pipes conforms to IS:13592-92 and fittings conforms to IS:14735-99.

Complete range of pipes and fittings are available in pasted as well as fix 'O' ring type seal design.

FEATURES AND BENEFITS

High quality and wide range – The system consists of pipes and a wide range of fittings with various traps and accessories which makes the system complete in all respect and hence customer need not to depend on conventional systems.

Quick and efficient removal of waste without leakage - Mirror smooth and restriction free inner surface of pipes and fittings ensures superior flow characteristics making the system free from problems of clogging and drain choke-up. System is completely leak-proof and designed to maintain high standards of hygiene.

Strong and longer lasting - This system is highly resilient, tough and durable with high tensile strength and high impact strength. Moreover it is free from problems caused by scale formation, rusting, weathering and chemical action and hence it lasts for a lifetime.

Excellent chemical and corrosion resistance - Being non-metallic, this system is completely free from corrosion and offers a very good resistance to wide range of chemicals.

UV resistance - It eliminates the adverse effects of sunlight and weather and can be safely used for outdoor installations.

Quick and convenient installation - Being extremely light in weight and provided with special rubber jointing technique, installation of this system becomes very easy.

Adequate and easy access for cleaning and clearing obstruc tions.

Low maintenance - Once installed Supreme S.W.R. drainage system needs minimal maintenance.

Cost effective - Supreme S.W.R. drainage system is more cost effective than any other conventional drainage system.



PIPES

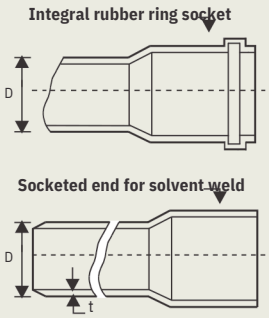

Pipes conform to IS:13592-2013

Nominal outside diameter (D) inmm	Tolerance on outside diameter (mm)	Wall thickness (t) in mm			
		Type-A		Type-B	
		Min	Max	Min	Max
40	+ 0.3	1.8	2.2	3.	3.8
50	+ 0.3	1.8	2.2	2	3.8
63	+ 0.3	1.8	2.2	3.	3.8
75	+ 0.3	1.8	2.2	2	3.8
90	+ 0.3	1.9	2.3	3.	3.8
110	+ 0.4	2.2	2.7	2	3.8
160	+ 0.5	3.2	3.8	3.	4.6
200	+ 0.6	-	-	2	5.6
				3.	
				2	
				3.	
				2	
				4.	
				0	
				4.	
				9	

FITTINGS

Item Code	Size in mm	Socket Type	Box qty.
MP1SRPCP050L	50	RxR	120
MP1SRPCP075L	75	RxR	40
MP1SRPCP090L	90	RxR	60
MP1SRPCP110L	110	RxR	36
MP1SRPCP160L	160	RxR	18
(Fix 'O' Ring)			
NP1SRHCP110L	11	CRxCR	36
NP1SCRCP200L	0	CRxCR	4
	20		
	0		

Coupler

Item Code	Size in mm	Socket Type	Box qty.
MP1SPTCP040L	40	SxS	200
MP1SPTCP075L	75	SxS	60
MP1SPTCP090L	90	SxS	36
MP1SPTCP110L	110	SxS	60
MP1SPTCP161L	160	SxS	16
MP1SRPRC110L	11	Rx	3
MP1SRPRC160L	0	R	6
(Fix 'O' Ring)	16	Rx	1
	0	R	8

Coupler

Repair Coupler

Item Code	Size in mm	Socket Type	Box qty.
MP1SRRCP076L	75	RxS	120
MP1SRRCP112L	110	RxS	45
NP1SCRCP111L	110	CRxCR	45

Connecting Coupler

Item Code	Size in mm	Socket Type	Box qty.
MP1SRPBE050L	50	RxSpg	80
MP1SRPBE075L	75	RxSpg	26
MP1SRPBE090L	90	RxSpg	36
MP1SRPBE110L	110	RxSpg	21
MP1SRPBE160L	160	RxSpg	7
(Fix 'O' Ring)			
NP1SCRBE075L	75	CRxSpg	6
NP1SCRBE110L	110	CRxSpg	5
			2
			4
MP1SPTBE040L	40	SxSpg	120
MP1SPTBE075L	75	SxSpg	65
MP1SPTBE090L	90	SxSpg	45
MP1SPTBE110L	110	SxSpg	25
MP1SPTBR160L	160 (Rib)	SxSpg	7

Bend 87.5°

Item Code	Size in mm	Socket Type	Box qty.
MP1SPTEL075L	75	SxS	80
MP1SPTEL110L	110	SxS	28
MP1SPTBN140 L	140	SxS	7

Bend 90°

Item Code	Size in mm	Socket Type	Box qty.
NP1SRPDB050L	50	RxSpg	60
NP1SRPDB075L	75	RxSpg	24
NP1SRPDB090L	90	RxSpg	30
NP1SRPDB110L	110	RxSpg	18
NP1SRPDB160L	160	RxSpg	7
(Fix 'O' Ring)			
NP1SRHDB076L	75	CRxSpg	5
NP1SCRDB112L	110	CRxSpg	0
			1
			8
NP1SPTDB075L	75	SxSpg	6
NP1SPTDB090L	90	SxSpg	0
NP1SPTDB110L	110	SxSpg	3
			6
			2
			0
NP1SPTDB160L	160	SxSpg	8

Door Bend 87.5°(TS)

Item Code	Size in mm	Socket Type	Box qty.
NP1SPTDE075L	75	SxS	60
NP1SPTDE110L	110	SxS	24
NP1SPTDE140L	140	SxS	7

Door Bend 90°

Item Code	Size in mm	Socket Type	Box qty.
NP1SRPDB111L	110x50	RxSpg	18
(Fix 'O' Ring)			

Door Bend with Vent

Item Code	Size in mm	Socket Type	Box qty.
FPS0DBL110LG	11	RxSpg	1
FPS0DBR110LG	0	RxSpg	6
(Fix 'O' Ring)	11		1
	0		6

Door Bend(RS/LS) (F)

Item Code	Size in mm	Socket Type	Box qty.
NP1SPTDE050L	50	Sx	75
NP1SPTDE063L	63	S	80
NP1SPTDE160L	160	Sx	7
		S	
		Sx	
		S	

Door Elbow(TS)

Item Code	Size in mm	Socket Type	Box qty.
NP1SCRSB111L	110	CRxCR	10

Long Swept Bend

Item Code	Size in mm	Socket Type	Box qty.
MP1SPTSB110L	110	SxS	20

Swept Bend

Item Code	Size in mm	Socket Type	Box qty.
NP3SCR VB110L	110	CRxCR	20

Variable Bend(0-30°)

Item Code	Size in mm	Socket Type	Box qty.
MP1SRPBF050L	50	RxSpg	9
MP1SRPBF075L	75	RxSpg	5
MP1SRPBF090L	90	RxSpg	8
MP1SRPBF110L	110	RxSpg	0
MP1SRPBF160L	160	RxSpg	5
(Fix 'O' Ring)			0
			3
			0
NP1SCRBF075L	75	CRxSpg	8
NP1SCRBF110L	110	CRxSpg	0
			2
			4

Item Code	Size in mm	Socket Type	Box qty.
MP1SPTBF040L	40	SxS	140
MP1SPTBF050L	50	SxS	125
MP1SPTBF063L	63	SxS	65
MP1SPTBF075L	75	SxSpg	100
MP1SPTBF090L	90	SxSpg	55
MP1SPTBF110L	110	SxSpg	36
MP1SPTBF160L	160(Rib)	SxS	10
MP1SPTBF161L	160	SxS	12

Bend 45°

Item Code	Size in mm	Socket Type	Box qty.
MP1SPTRF110L	110x75	SxSpg	2
MP1SPTRF111L	110x90	SxSpg	5
			2
			0

Reducing Bend 45°

R-Rubber ring, CR - Click ring, S - Solvent type (pasted), Spg - Spigot end.

Item Code	Size in mm	Socket Type	Box qty.
MP1SRPST050L	50	RxRxSpg	50
MP1SRPST075L	75	RxRxSpg	40
MP1SRPST090L	90	RxRxSpg	24
MP1SRPST110L	110	RxRxSpg	14
MP1SRPST160L	160	RxRxSpg	5
(Fix 'O' Ring)			
NP1SRRST110L	110	CRxCRxSpg	16
MP1SPTST040L	40	SxSxSpg	120
MP1SPTST075L	75	SxSxSpg	54
MP1SPTST090L	90	SxSxSpg	36
MP1SPTST110L	110	SxSxSpg	18
MP1SPTTE075L	75	SxSxS	50
MP1SPTTE110L	110	SxSxS	20
MP1SPTST140L	140	SxSxS	7

Single Tee

Item Code	Size in mm	Socket Type	Box qty.
NP1SRPTS075L	75	RxRxSpg	30
(Fix 'O' Ring)			
NP1UCRTS111L	11	CRxCRxCR	1
NP1SCRTS110L	0	CRxCRxSpg	2
	11		1
	0		2
MP1SPT TS110L	110	SxSxSpg	13
MP1SPT TS160L	160	SxSxSpg	5

Swept Tee

NP1SRPDT050L	50	RxRxSpg	40
NP1SRPDT075L	75	RxRxSpg	33
NP1SRPDT090L	90	RxRxSpg	20
NP1SRPDT110L	110	RxRxSpg	12
NP1SRPDT160L	160	RxRxSpg	5
(Fix 'O' Ring)			
NP1SCRDT112L	110	CRxCRxSpg	14
NP1SRRTD050L	50	SxSxS	110
NP1SRRTD063L	63	SxSxS	55
NP1SPTDT075L	75	SxSxSpg	40
NP1SPTDT090L	90	SxSxSpg	30
NP1SPTDT110L	110	SxSxSpg	18
NP1SPTDT160L	160	SxSxSpg	5
NP1SPTTD076L	75	SxSxS	40
NP1SPTTD111L	110	SxSxS	20
NP1SPTDT140L	140	SxSxS	7

Single Tee with Door

NP1SRPTD075L	75	RxRxSpg	30
(Fix 'O' Ring)			
NP1SCRDT111L	110	CRxCRxSpg	12
NP1SPT TD075L	75	SxSxSpg	1
	110		6
NP1SPT TD110L		SxSxSpg	1
			2

Swept Door Tee

MP1SRPRT090L	90x75	RxRxSpg	36
	110x75	RxRxSpg	20
MP1SRPRT110L	110x90	RxRxSpg	18
	160x110	RxRxSpg	6
MP1SRPRT111L			
(Fix 'O' Ring)			
MP1SRPRT160L			
MP1SPTRT110L	110x75	SxSxSpg	2
	110x90	SxSxSpg	4
MP1SPTRT111L			1
			8

Reducing Tee

NP1SRDTL110L	110(LH)	RxRxSpg	1
NP1SRDTR110L	110(RH)	RxRxSpg	2
(Fix 'O' Ring)			1
			2
NP1SPDTL110L	110(LH)	SxSxSpg	1
NP1SPDTR110L	110(RH)	SxSxSpg	2
			1
			2

Single Tee with Door (RH/LH)

NP1SRRRD090L	90x75	RxRxSpg	24
NP1SRPRD110L	110x75	RxRxSpg	15
	160x110	RxRxSpg	5
NP1SRPRD160L			
(Fix 'O' Ring)			
NP1SPRDT110L	110x90	SxSxSpg	15
	160x75	SxSxS	6
NP1SPTRD161L	160x110	SxSxS	5
NP1SPTRD160L			



Reducing Tee with Door

R-Rubber ring, CR - Click ring, S - Solvent type (pasted), Spg - Spigot end.

Item Code	Size in mm	Socket Type	Box qty.
NP1SPDTR160	160x110 (RH)	SxSxSpg	5
L	160x110 (LH)	SxSxSpg	5
NP1SPDTL160L			

Reducing Tee with Door (RH/LH)

Item Code	Size in mm	Socket Type	Box qty.
MP1SRPTS111L	110x75	RxRxSpg	18
MP1SRPTS161L	160x110	RxRxSpg	6
(Fix 'O' Ring)			

Item Code	Size in mm	Socket Type	Box qty.
MP1SPTRT160L	160x110	SxSxSpg	8

Reducing Swept Tee

Item Code	Size in mm	Socket Type	Box qty.
NP1SRPTD111L	110x75	RxRxSpg	12
NP1SRPTD161L	160x110	RxRxSpg	6
(Fix 'O' Ring)			

Item Code	Size in mm	Socket Type	Box qty.
NP1SPSDT111L	110x75	SxSxSpg	18

Reducing Swept Tee with Door

Item Code	Size in mm	Socket Type	Box qty.
MP1SRRCT090L	90	RxRxRxSpg	18
MP1SRPCT075L	75	RxRxRxSpg	28
MP1SRPCT110L	110	RxRxRxSpg	11
MP1SRPCT160L	160	RxRxRxSpg	3
(Fix 'O' Ring)			

Item Code	Size in mm	Socket Type	Box qty.
MP1SPTCT075L	75	SxSxSxSpg	3
MP1SPTCT110L	110	SxSxSxSpg	6
			1
			2

Cross Tee

Item Code	Size in mm	Socket Type	Box qty.
NP1SRPDX075L	75	RxRxRxSpg	20
NP1SRPDX110L	110	RxRxRxSpg	8
(Fix 'O' Ring)			
NP1SPTDX075L	75	SxSxSxSpg	24
NP1SPTDX110L	110	SxSxSxSpg	9

Cross Tee with Door

Item Code	Size in mm	Socket Type	Box qty.
NP1SCRCT161L	160x110	CRxCRxCRxSpg	6

Reducing Cross Tee

Item Code	Size in mm	Socket Type	Box qty.
NP1SRRRX110L	110x75	RxRxRxSpg	12
NP1SCRDX160L	160x110	CRxCRxCRxSpg	5

Reducing Cross Tee with Door

Item Code	Size in mm	Socket Type	Box qty.
MP1SRPYP050L	50	RxRxSpg	45
MP1SRPYP075L	75	RxRxSpg	32
MP1SRPYP090L	90	RxRxSpg	20
MP1SRPYP110L	110	RxRxSpg	11
MP1SRPYP160L	160	RxRxSpg	4
(Fix 'O' Ring)			

Item Code	Size in mm	Socket Type	Box qty.
NP1SRHYP075L	75	CRxCRxSpg	3
MP1SCRYP111L	110	CRxCRxSpg	2
			1
			2

Item Code	Size in mm	Socket Type	Box qty.
MP1SPT YP040L	40	SxSxS	55
MP1SPT YP050L	50	SxSxS	50
MP1SPT YP063L	63	SxSxS	60
MP1SPT YP075L	75	SxSxSpg	40
MP1SPT YP090L	90	SxSxSpg	24
MP1SPT YP110L	110	SxSxSpg	16
MP1SPT YP160L	160	SxSxS	4

Item Code	Size in mm	Socket Type	Box qty.
MP1SPT YP161L	160	SxSxSpg	4

Single Y

Item Code	Size in mm	Socket Type	Box qty.
NP1SRPYL075L	75(LH)	RxRxSpg	25
NP1SRPYR075L	75(RH)	RxRxSpg	25
NP1SRPYL110L	110(LH)	RxRxSpg	8
NP1SRPYR110L	110(RH)	RxRxSpg	8
(Fix 'O' Ring)			

Item Code	Size in mm	Socket Type	Box qty.
NP1SPTYL075L	75(LH)	SxSxSpg	3
NP1SPT YR075L	75(RH)	SxSxSpg	0
NP1SPTYL110L	110(LH)	SxSxSpg	3
NP1SPT YR110L	110(RH)	SxSxSpg	0
			1
			0
			1
			0

Single Y with Door (LH/RH)

Item Code	Size in mm	Socket Type	Box qty.
MP1SRPRY110L	110x75	RxRxSpg	16
MP1SRPRY111L	110X90	RxRxSpg	18
MP1SRPRY161L	160x75	RxRxSpg	8
MP1SRPRY160L	160x110	RxRxSpg	5
(Fix 'O' Ring)			

Item Code	Size in mm	Socket Type	Box qty.
MP1SPTRY110L	110x75	SxSxSpg	20
MP1SPTRY160L	160x110	SxSxSpg	6

Reducing Y

R-Rubber ring, CR - Click ring, S - Solvent type (pasted), Spg - Spigot end.

Item Code	Size in mm	Socket Type	Box qty.
NP1SPTRY160L	160x110	SxSxSpg	5

Reducing Y with Door

Item Code	Size in mm	Socket Type	Box qty.
MP1SRPYY075L	75	RxRxRxSpg	20
MP1SRPYY090L	90	RxRxRxSpg	12
MP1SRPYY110L	110	RxRxRxSpg	7
(Fix 'O' Ring)			

Item Code	Size in mm	Socket Type	Box qty.
MP1SPTYY075L	75	SxSxSxSpg	24
MP1SPTYY090L	90	SxSxSxSpg	16
MP1SPTYY110L	110	SxSxSxSpg	8

Double Y

Item Code	Size in mm	Socket Type	Box qty.
NP1SRPYD075L	75	RxRxRxSpg	18
NP1SRPYD090L	90	RxRxRxSpg	10
NP1SRPYD110L	110	RxRxRxSpg	6
(Fix 'O' Ring)			

Item Code	Size in mm	Socket Type	Box qty.
NP1SPT YD075L	75	SxSxSxSpg	15
NP1SPT YD090L	90	SxSxSxSpg	10
NP1SPT YD110L	110	SxSxSxSpg	6

Double Y with Door

Item Code	Size in mm	Socket Type	Box qty.
MP1SRPYY111L	110x75	RxRxRxSpg	12
MP1SRPYY161L	160x110	RxRxRxSpg	4
(Fix 'O' Ring)			

Reducing Double Y

Item Code	Size in mm	Socket Type	Box qty.
NP1SRPDY111L	110x75	RxRxRxSpg	10
NP1SRPDY161L	160x110	RxRxRxSpg	3
(Fix 'O' Ring)			

Reducing Double Y with Door

Item Code	Size in mm	Socket Type	Box qty.
MP1SRRRY075L	75	RxSpgxSpg	32

Reverse Y

Item Code	Size in mm	Socket Type	Box qty.
MP1SRPER090L	90x75	SpgxR	4
MP1SRPRD110L	110x75	SpgxR	0
MP1SRPRD111L	110x90	SpgxR	7
MP1SRPRD160L	160x110	SpgxR	5
(Fix 'O' Ring)			4
			5
MP1SPTER112L	110x75	SpgxS	2
MP1SPTER160L	160x110	SpgxS	4
			0
			1
			2

Eccentric Reducer

Item Code	Size in mm	Socket Type	Box qty.
MP1SPTER075L	75x50	SpgxS	100
MP1SPTER110L	110x50	SpgxS	40
MP1SPTER111L	110x75	SpgxS	40

Eccentric Reducing Bush

Item Code	Size in mm	Socket Type	Box qty.
MP1SPTSP040L	40	Spg	300
MP1SPTSP050L	50	Spg	300
MP1SPTSP075L	75	Spg	75
MP1SPTSP110L	110	Spg	100

Socket Plug

Item Code	Size in mm	Socket Type	Box qty.
MP1SPTBP110L	110x63	SxS	18

Boss Pipe

Item Code	Size in mm	Socket Type	Box qty.
MP1SPTBC063L	110x63	S	55

Note: This product is designed for venting purpose.

Boss Clip/Strap with Open Outlets

Item Code	Size in mm	Socket Type	Box qty.
MP1SPTBS075L	75x40	S	200
MP1SPTBS076L	75x50	S	175
MP1SPTBS110L	110x40	S	84
MP1SPTBS111L	110x50	S	84
MP1SPTBS113L	110x63	S	36
MP1SPTBS112L	110x75	S	36

Branch Saddle

Item Code	Size in mm	Socket Type	Box qty.
NP1SRPCL075L	75	RxSpg	2
NP1SRPCL110L	110	RxSpg	2
(Fix 'O' Ring)			1
			8
NP1SRRCL090L	90	RxSpg	30

Item Code	Size in mm	Socket Type	Box qty.
NP1SPTCL075L	75	SxSpg	18
NP1SPTCL110L	110	SxSpg	24
NP1SPTCL160L	160	SxS	7

Cleaning Pipe

Item Code	Size in mm	Socket Type	Box qty.
NP1SPTCO040L	40	Spg	1000
NP1SPTCO050L	50	Spg	400
NP1SPTCO063L	63	Spg	125
NP1SPTCO075L	75	Spg	70
NP1SPTCO090L	90	Spg	55
NP1SPTCO110L	110	Spg	60
NP1SPTCO160L	160	Spg	17
NP1SPTCO200L	200	Spg	6

Cleanout

Item Code	Size in mm	Socket Type	Box qty.
NP1G4DAS006E	2" (SCH 40)	SxSpg	65

Floor Drain

R-Rubber ring, CR - Click ring, S - Solvent type (pasted), Spg - Spigot end.

Item Code	Size in mm	Socket Type	Box qty.
NP1SPTFD050D	50(PVC)	Spg	2
NP3SPTFD075D	75(PP)	Spg	4
			1
			4

Floor Drain (B)

NP1SPTEX110E	110	Spg	30

Extended Top Tile with Strainer

NP1SPTBD075L	75	SxSpg	14

Balcony Drain

NP6SRSDS050K	50	Spg	6
NP6SRSDP050K	50 (500 mmlong)	Spg	6

Provided with S.S. grating covers.

Shower Drain Channel

NP1SPTFT004L	110x75/63	SxSpg/S	36
NP1SPTFTS04L (with top tile)	110x75/63 100mm(4") height	SxSpg/S	36
NP1SPTFTN04L (without top tile)	110x75 100 mm(4")ht. - 50 mm WS	SxSpg	27
NP1SPTFT005L	110x75	SxSpg	24
NP1SPTFTS05L (with top tile)	110x75 125mm(5") height	SxSpg	18



Plain Floor Trap

NP1SPTNT065L	63	Spg	1
NP1SPTNT077L	75	Spg	2
NP1SPTNT092L	90	Spg	1
NP1SPTNT112L	110	S	2
(withjali)			1
			2
			1
			4
NP1SPTNTS63L	63	Spg	4
NP1SPTNTS75L	75	Spg	0
NP1SPTNTS90L	90	S	1
NP1SPTNTS10L	110	S	6
NP1SPLNTS76L	75(LW)	Spg	1
(with jali)			6
MP1SPTNTS64L	63	Spg	1
NP1SPTNTS76L	75	Spg	0
NP1SPTNTS91L	90	S	1
NP1SPTNTS11L	110	S	6
NP1SPLNTS75L	75(LW)	Spg	
(without jali)			4
			0
			1
			6
NP1SNTDS050L	110x50	Spg	2
NP1SNTDS110L	110x110	Spg	6
			1
			0
			1
			6

Nahani Trap 85mm (3.5") Premium

Nahani Trap (One Piece) 85mm (3.5")

Nahani Trap - Deep Seal

Item Code	Size in mm	Socket Type	Box qty.
NP1SPTMT004L (without top tile)	110x75/ 63x50	SxSpg/ SxSpg	27
NP1SPTMTS04L (with top tile)	110x75/ 63x50 100mm (4") height	SxSpg/ SxSpg	27
NP1SPTMT046L	110x63x50	SxSpgxS	18
NP1SPTMTS46L 100mm(4.5") height (with top tile)	110x63x50	SxSpgxS	18
NP1SPTMT045L	110x75x50	SxSpgxS	24
NP1SPTMTS45L 112mm(4.5") height (with top tile)	110x75x50	SxSpgxS	24
NP1SPTMTNS5L	110x63x50	SxSpgxS	18
NP1SPTMTSS5L (with top tile)	110x63x50	SxSpgxS	16
NP1SPTMTN05L (without toptile)	110x75x50	SxSxSpg	27
NP1SPTMTSN5L (withtop tile)	110x75x50	SxSxSpg	24
NP1SPTMT005L (without top tile)	110x90/ 75x50	SxSpg/ SxSpg	18
NP1SPTMTS05L (with top tile)	110x90/ 75x50 125mm (5") height	SxSpg/ SxSpg	18
NP1SPTMT007L (without jali)	110x75x 50/40 175mm (7") height	SxSpgx Spg/S	12

1) This product is supplied with or without top tile set. 2) Top inlet of this item is 110mm (S). *ID of outlet is 63mm (S) and OD is 75mm (Spg). ** Three side inlets are 50mm (S) and OD of outlet is 75mm (S). ***Three side inlets are 50mm (S) ID of outlet is 63mm (S) and OD of outlet is 75mm (Spg). All three side inlets are open and plugs are provided to close such inlets, if desired.

Multi Floor Trap

NP1SPTSMF06L (with top tile)	110x75x 50/40	SxSpgx Spg/S	18
NP1SPTMFS06L (without top tile)	110x75x 50/40	SxSpgx Spg/S	18
NP1SPTSMF61L (with top tile)	110x75x 50	SxSpgx S	8
NP1SPTMFS61L (without top tile)	110x75x 50 150mm (6") height	SxSpgx S	8

This product is provided with removable partition and extension provision of 110mm size at the top with or without height riser.

Sunken Multi Floor Trap

MP1SPTHR110L	110x50 /40	SpgxSpg/S	2
FPS0HTR110LG	110x50 /40 (F)	SxSpg/S	2
			2
			0
MP1SPTHR111L	110x75x50 150mm (6") height	SpgxSxS	10

Height Riser

R-Rubber ring, CR - Click ring, S - Solvent type (pasted), Spg - Spigot end, FT - Female thread.

Item Code	Size in mm	Socket Type	Box qty.
FPS0HTR111LG	110x50 /40 (4.5") height	SxSpg/S	
FPS0HTR112LG	110x50 /40 (6") height	SxSpg/S	

Used to raise the height of the floor traps / P-traps

Height Riser

Item Code	Size in mm	Socket Type	Box qty.
NP3SRREP110B	110	Spg	16

Extension Piece (with S.S. grating cover)

Item Code	Size in mm	Socket Type	Box qty.
NP3SPTAT110B	110	Spg	16

Anchor Top Tile with SS Grating

Item Code	Size in mm	Socket Type	Box qty.
NP1SPTTT110L	110x110 2 pc.	S	100
NP1SPTTT150E	150x150 2 pc.	Spg	6
NP1SPTTT200E	200x200 2 pc.	Spg	5
NP1SPTTT151E	150x150 3 pc.	Spg	5 85 0

Top Tile with Central Strainer

Top Tile with Flush Strainer

Item Code	Size in mm	Socket Type	Box qty.
NP1SPTTT201E	200x200 3 pc.	Spg	50

Note: 200mm size is available in both smooth and mat finish. Mat finish product is heavier.

Top Tile with Central Strainer & Flat Cover

Item Code	Size in mm	Socket Type	Box qty.
NP1SPTK T063L	110x63	Sx	1
	110x75	S	2
NP1SPTK T075L		Sx	1
		S	0

Kitchen Line Trap

Item Code	Size in mm	Socket Type	Box qty.
NP1SPTPT032E	3	FTxSPG	6
NP1SPTPT040E	2 4 0	FTxSPG	4

Wash Basin 'P' Trap

Item Code	Size in mm	Socket Type	Box qty.
NP1SPT WA040L	4 0	FTx S	30 0
NP1SPT WA050L	5 0	FTx S	18 0

Waste Coupling Coupler

Item Code	Size in mm	Socket Type	Box qty.
NP1SPTPT075L	75x75	SxSpg	30
NP1SPTPS110L	110x110	SxSpg (Short)	11
NP1SPTPS125L	125x110	SxSpg (Short)	10
NP1SPTPL110L	110x110	SxSpg (Long)	9
NP1SPTPL125L	125x110	SxSpg (Long)	8

'P' Trap

Item Code	Size in mm	Socket Type	Box qty.
NP1SPTPC110L	110x110	SxSpg	9

'P' Trap (Compact)

Item Code	Size in mm	Socket Type	Box qty.
NP1SPTUT110L	110x110	SxSpg	12

'U' Trap

Item Code	Size in mm	Socket Type	Box qty.
NP1SPTQT110L	110x110	SxSpg	1
NP1SPTQT125L	125x110	SxSpg	0 1 0

'Q' Trap

Item Code	Size in mm	Socket Type	Box qty.
NP1SPTST110L	110x110	SxSpg (Short)	10
NP1SPTST125L	125x110	SxSpg (Short)	8
NP1SPTSL110L	110x110	SxSpg (Long)	5

'S' Trap

Item Code	Size in mm	Socket Type	Box qty.
NP1SPTGT110L	160x110	SxSpg (Short)	6
NP1SPTGL160L	160x110	SxSpg (Long)	5

Gully Trap

Item Code	Size in mm	Socket Type	Box qty.
NP1SPTRC110L	110	S	20

Roof Corner Outlet

Item Code	Size in mm	Socket Type	Box qty.
NP1SRPBM110L (Fix 'O' Ring)	110x75	SxR	12

Item Code	Size in mm	Socket Type	Box qty.
NP1SPTBM110L	110x75	SxS	12
NP1SPTBM111L	110x75	SxSpg	9
NP1SPTBM112L	110x90	SxSpg	9

Bell Mouth Trap

Item Code	Size in mm	Socket Type	Box qty.
FPS0WCM110LG	110x90	SxS	1

Note: Designed to simplify the connections of toilets in series and quick installation. Most useful for public toilets and commercial constructions where many toilets in series are required to be connected to the common drain.

WC Manifold

Item Code	Size in mm	Socket Type	Box qty.
NFWCPCST110W	125x110	RxR	22

Flexi WC Pan Connector Straight

R-Rubber ring, CR - Click ring, S - Solvent type (pasted), Spg - Spigot end.

Item Code	Size in mm	Socket Type	Box qty.
NFWCPCOF110W	125x110	RxR	18

Flexi WC Pan Connector Offset

MP1SPTWC125L	125x110	RxSpg	15

WC Connector Straight(Reducertype)

MP1SPTWB110L	110	RxSpg	21

WC Connector(Bend)

FPS0WCC116LG	110x12"	RxSpg	20
FPS0WCC110LG	110x18"	RxSpg	12
FPS0WCC114LG	110x22"	RxSpg	10
FPS0WCC117LG	110x24"	RxSpg	10
FPS0WCC119LG	110x32"	RxSpg	5

WC Connector Straight (F)

NP2SPTDR009L	110	Spg	8

Domed Roof Outlet

NP2SPTSR110D	110	Spg	8

Siphonic Roof Outlet

MP1SPT VC050L	50	S	320
MP1SPT VC063L	63	S	144
MP1SPT VC075L	75	S	99
MP1SPT VC090L	90	S	72
MP1SPT VC110L	110	S	66
MP1SPT VC160L	160	S	60
MP1SPT VC200L	200	S	21

Vent Cowl

R-Rubber ring, CR - Click ring, S - Solvent type (pasted), Spg - Spigot end.

Item Code	Size in mm	Socket Type	Box qty.
MP1SPTVC051L	50	S	280
MP1SPTVC064L	63	S	132
MP1SPTVC076L	75	S	90
MP1SPTVC091L	90	S	48
MP1SPTVC111L	110	S	32
MP1SPTVC161L	160	S	26

Vent Cowl with Wire Mesh

NP1SPTVC075L	75	S	100
NP1SPTVC110L	110	S	57

Vent Cowl Premium (with Wire Mesh)

NA1SPTAV110D	110	Spg	12

Air Admittance Valve

MP1SPTPC050L	50		230
MP1SPTPC063L	63		220
MP1SPTPC075L	75		350
MP1SPTPC090L	90		325
MP1SPTPC110L	110		200
MP1SPTPC160L	160		100
MP1SPTPC200L	200		50

Pipe Clip

NP1SPTSG110L	110	Spg	6

Square Gully Trap (IP)

4100280	50 (2")
4100281	65 (2½")
4100282	80 (3")
4100283	100 (4")
4100284	150 (6")

Clevis Hanger

THE SYSTEM

Supreme is the pioneer in introducing the uPVC S.W.R. drainage system in India. This efficient and trouble free system has replaced the conventional CI and AC drainage products from the market. Skyrise low noise drainage system is yet another finest system offered by the company for high rise buildings and premium projects. In addition to these two building drainage systems, recently we have introduced a new system for affordable housing segment under the brand name 'Streamline'. This pocket friendly building drainage system is designed to meet all the functional requirements of the affordable housing sector. Though light in weight this system is strong enough to provide long service life and also offers many other advantages.

FEATURES AND BENEFITS

Quick and efficient disposal of waste

Excellent chemical and corrosion resistance

Light in weight

UV resistance

Quick and convenient installation

Minimal maintenance

Cost effective solution for affordable housing

Manufactured as per company standards

Product Specifications and Range

Pipes and fittings are available in 75 and 110mm sizes. Different types of pipes and fittings in the range are enlisted in the table given below.



PIPES

Nominal outside diameter	Tolerance on outside diameter	Wall thickness	
		Min	Max
75	+ 0.3	1.40	1.60
110	+ 0.4	1.50	1.65

(all dimensionsarein mm)

FITTINGS

Item Code	Size in mm	Socket Type	Box qty.
MP1SFRCP075L MP1SFRCP110L (Fix 'O' Ring)	75 110	Rx R Rx R	125 48
MP1SSPCP075L MP1SSPCP110L	75 110	SxS SxS	140 60



Coupler

Item Code	Size in mm	Socket Type	Box qty.
MP1SFRBE075L MP1SFRBE110L (Fix 'O' Ring)	75 110	RxSpg RxSpg	7 0 2 5
MP1SSPBE075L MP1SSPBE110L	75 110	SxSpg SxSpg	7 5 2 4

Bend 87.5°

Item Code	Size in mm	Socket Type	Box qty.
NP1SFRDB075L NP1SFRDB110L (Fix 'O' Ring)	75 110	RxSpg RxSpg	5 0 2 0
NP1SSPDB075L NP1SSPDB110L	75 110	SxSpg SxSpg	6 0 2 0

Door Bend 87.5° (S)

Item Code	Size in mm	Socket Type	Box qty.
MP1SFRBF075L MP1SFRBF110L (Fix 'O' Ring)	75 110	RxSpg RxSpg	9 0 3 2
MP1SSPBF075L MP1SSPBF110L	75 110	SxSpg SxSpg	100 36

Bend 45°

R-Rubber ring, S - Solvent type (pasted), Spg - Spigot end.

Item Code	Size in mm	Socket Type	Box qty.
MP1SFRST075L MP1SFRST110L (Fix 'O' Ring)	75 110	RxRxSpg RxRxSpg	4 5 1 8
MP1SSPST075L MP1SSPST110L	75 110	SxSxSpg SxSxSpg	5 0 1 8

Single Tee

Item Code	Size in mm	Socket Type	Box qty.
NP1SFRDT075L NP1SFRDT110L (Fix 'O' Ring)	75 110	RxRxSpg RxRxSpg	4 0 1 5
NP1SSPDT075L NP1SSPDT110L	75 110	SxSxSpg SxSxSpg	4 0 1 5

Single Tee with Door

Item Code	Size in mm	Socket Type	Box qty.
MP1SFRRT110L (Fix 'O' Ring)	110x75	RxRxSpg	20
MP1SSPRT110L	110x75	SxSxSpg	24

Reducing Tee

Item Code	Size in mm	Socket Type	Box qty.
NP1SFRDT111L	110x75	RxRxSpg	18
NP1SSPDT111L	110x75	SxSxSpg	20

Reducing Tee with Door

Item Code	Size in mm	Socket Type	Box qty.
MP1SFRYP075L MP1SFRYP110L	75 110	RxRxSpg RxRxSpg	3 6 1 2
MP1SSPYP075L MP1SSPYP110L	75 110	SxSxSpg SxSxSpg	4 0 1 6

Single Y

Item Code	Size in mm	Socket Type	Box qty.
NP1SSPDY075L NP1SSPDY110L	75 110	SxSxSpg SxSxSpg	3 2 1 2

Single Y with Door

Item Code	Size in mm	Socket Type	Box qty.
NP1SLPPS110L NP1SLPPT125L (w/o WC ring) NP1SLPPS125L (withWCring)	110x110 125x110 125x110	RxSpg RxSpg RxSpg	1 3 1 3 13

'P' Trap

Item Code	Size in mm	Socket Type	Box qty.
NP1SLPSS110L	110x110	RxSpg	10

'S' Trap

R-Rubber ring, S - Solvent type (pasted), Spg - Spigot end.

THE SYSTEM

Supreme Skyrise® S.W.R. drainage system is a premium product especially designed for hotels, hospitals, high rise buildings, and premium projects where regular S.W.R. do not meet the application requirements. Such buildings require a soil system which is strong enough to withstand site handling and other application requirements. Designed to meet strictest demands of strength and other mechanical properties, this thick walled, high density Skyrise® S.W.R. drainage system is additionally equipped with low noise features. This makes it suitable for the projects where sound beyond a certain decibel level is not desirable. Thus, a combination of strength and low noise has made this product an excellent choice for high rise buildings. It is the best plastic alternative to CI drainage system. As a pioneer in the field, it is with great pride we have introduced this system in the market to improve present drainage system.

Product Specifications and Range - Supreme Skyrise®

S.W.R. drainage system is manufactured in 50, 75, 110, 160 and 200mm dia. sizes in specially designed rubber seal joints besides pasted variety. Wall thicknesses of pipes and fittings are designed to make the product strong, durable and soundproof. This system conforms and exceeds EN1329 standard requirements.

Raw Material - Considering superior properties of PVC like higher modulus of elasticity and high density among the popular thermoplastics, Supreme Skyrise® drainage system is made from mineral reinforced PVC for improved sound insulation.

Fields of Application - Skyrise® is specially designed for high-rise buildings and premium construction projects where low noise properties along with good mechanical properties are essentially required. Skyrise® is an ideal solution for all types of professional wastewater installations.

FEATURES AND BENEFITS

Strong and durable - Every component of the system is designed to provide adequate strength to make it strong against various forces encountered during and after the installation.

Improved noise insulation - Use of mineral reinforced special compounds having increased molecular weight, extra wall thickness and ribs on the external face of fittings make the system almost sound proof. Skyrise® noise levels as certified by Fraunhofer Lab, Germany are 17 and 20 decibels corresponding to 2 and 4 ltrs/ sec. respectively.

Extensive range of pipes and fittings - Complete range in push fit - rubber seal type joints as well as pasted type joints are made available in 50 to 200mm sizes.

Smooth bore - better flow - No clogging - mirror smooth internal surface of "Skyrise®" helps to avoid sedimentation and lime deposition.

Easy and leak proof joints - Unique design of joints with click ring and specially designed rubber seals with reinforcing rings makes the joints absolutely water tight. Unlike normal sealing rings, the sealing rings provided with "Skyrise®" cannot be easily removed which guarantees a perfect hydraulic seal and total safety during installation. It eliminates the scope of leakage under any circumstance.

Light weight as compared to CI - Light weight and easy jointing technique makes the installation job very simple, easy and quick.

Unique design and elegant appearance

Swept entry design of the tee's to meet UPC requirements.

Excellent corrosion and chemical resistance - Skyrise® offers

great resistance to corrosion and a wide range of chemical agents as a result the system offers long life beyond 50 year's.

Good fire resistant properties - PVC is self-extinguisher of fire. It is classified as B-S1-dO (B = Low speed of fire spread and heat emission, S1 = Low quantity and speed of smoke emission, dO = No flaming drip's are produced).

Compatible with existing S.W.R. systems

Cost effective - "Skyrise®" offers cost advantage over CI and other similar products available in the market.

PIPES

Dimensions of Skyrise pipes

Size	Tolerance on outside diameter	Wall thickness	
		Min	Max
50	+ 0.3	3.00	3.20
75	+ 0.3	3.50	3.80
110	+ 0.4	3.80	4.20
160	+ 0.5	4.50	5.00
200	+ 0.6	4.60	5.20

Pipethicknessesconformsto andexceedsEN:1329. Pipelengthis3minclusiveofsocketlength along with different lengths are made available.

FITTINGS

Item Code	Size in mm	Socket Type	Box qty.
MP1KRPCP050T	50	RxR	100
NP1KCRCP075T	75	CRxCR	36
NP1KCRCP110T	110	CRxCR	18
NP1KCRCP160T	160	CRxCR	12
NP1KCRCP200T	200	CRxCR	4
MP1KPTCP050T	50	SxS	150
MP1KPTCP075T	75	SxS	60
MP1KPTCP110T	110	SxS	24
MP1KPTCP160T	160	SxS	24
MP1KPTCP200T	200	SxS	6

Coupler

Item Code	Size in mm	Socket Type	Box qty.
MP1KRPBE050T	50	RxSpg	80
NP1KCRBE075T	75	CRxSpg	24
NP1KCRBE110T	110	CRxSpg	8
NP1KCRBE160T	160	CRxSpg	7
NP1KCRBE200T	200	CRxSpg	3
MP1KPTBES50T	50	SxS	85
MP1KPTBE050T	50	SxSpg	95
MP1KPTBE075T	75	SxSpg	27
MP1KPTBE110T	110	SxSpg	9
MP1KPTBE160T	160	SxSpg	8
MP1KPTBE200T	200	SxSpg	4



Bend 87.5°

Item Code	Size in mm	Socket Type	Box qty.
NP1KRPDB050T	50	RxSpg	60
NP1KCRDB075T	75	CRxSpg	20
NP1KCRDB110T	110	CRxSpg	6
NP1KCRDB160T	160	CRxSpg	6
NP1KCRDB200T	200	CRxSpg	3
NP1KPTDBS50T	50	SxS	60
NP1KPTDB050T	50	SxSpg	75
NP1KPTDB075T	75	SxSpg	20
NP1KPTDB110T	110	SxSpg	8
NP1KPTDB160T	160	SxSpg	8
NP1KPTDB200T	200	SxSpg	4

Bend 87.5° with Door

Item Code	Size in mm	Socket Type	Box qty.
MP1KRPBF050T	50	RxSpg	95
NP1KCRBF075T	75	CRxSpg	24
NP1KCRBF110T	110	CRxSpg	10
NP1KCRBF160T	160	CRxSpg	10
NP1KCRBF200T	200	CRxSpg	2
MP1KPTBFS50T	50	SxS	105
MP1KPTBF050T	50	SxSpg	120
MP1KPTBF075T	75	SxSpg	32
MP1KPTBF110T	110	SxSpg	12
MP1KPTBF160T	160	SxSpg	10
MP1KPTBF200T	200	SxSpg	6





Bend 45°

Item Code	Size in mm	Socket Type	Box qty.
MP1SRPST050L	50	RxRxSpg	50
NP1KCRST075T	75	CRxCRxSpg	12
NP1KCRST110T	110	CRxCRxSpg	12
NP1KCRST160T	160	CRxCRxSpg	5
NP1KCRST200T	200	CRxCRxSpg	1
MP1KPTSTS50T	50	SxSxS	45
MP1KPTST050T	50	SxSxSpg	50
MP1KPTST075T	75	SxSxSpg	16
MP1KPTST110T	110	SxSxSpg	12
MP1KPTST160T	160	SxSxSpg	5
MP1KPTST200T	200	SxSxSpg	2



Swept Tee

Item Code	Size in mm	Socket Type	Box qty.
NP1KRPDT050T	50	RxRxSpg	40
NP1KCRDT075T	75	CRxCRxSpg	10
NP1KCRDT110T	110	CRxCRxSpg	4
NP1KCRDT160T	160	CRxCRxSpg	4
NP1KRRDT200T	200	CRxCRxSpg	1
NP1KPTDTS50T	50	SxSxS	40
NP1KPTDT050T	50	SxSxSpg	40
NP1KPTDT075T	75	SxSxSpg	12
NP1KPTDT110T	110	SxSxSpg	12
NP1KPTDT160T	160	SxSxSpg	4
NP1KPTDT200T	200	SxSxSpg	2

Swept Tee with Door

Item Code	Size in mm	Socket Type	Box qty.
NP1KCRRT110T	110x75	CRxCRxSpg	6
NP1KCRRT160T	160x110	CRxCRxSpg	5
MP1KPTRT110T	110x75	SxSxSpg	20
MP1KPTRT160T	160x110	SxSxSpg	8





Reducing Swept Tee

Item Code	Size in mm	Socket Type	Box qty.
NP1KCRDT111T	110x75	CRxCRxSpg	12
NP1KCRDT161T	160x110	CRxCRxSpg	4
NP1KPTDT111T	110x75	SxSxSpg	18
NP1KPTDT161T	160x110	SxSxSpg	5





Reducing Swept Tee with door

Item Code	Size in mm	Socket Type	Box qty.
MP1KRPYP050T	50	RxRxSpg	45
NP1KCRYP075T	75	CRxCRxSpg	12
NP1KCRYP110T	110	CRxCRxSpg	12
NP1KCRYP160T	160	CRxCRxSpg	4
MP1KPTYPS50T	50	SxSxS	45
MP1KPT	50	SxSxSpg	50
YP050T	75	SxSxSpg	16
MP1KPT	110	SxSxSpg	12
YP075T	160	SxSxSpg	4
MP1KPT YP110T			
MP1KPT YP160T			

Single Y

Item Code	Size in mm	Socket Type	Box qty.
NP1KCRRY111T	110x75	CRxCRxSpg	12
NP1KCRRY162T	160x75	CRxCRxSpg	6
NP1KCRRY161T	160x110	CRxCRxSpg	5



Reducing Y

R-Rubber ring, CR - Click ring, S - Solvent type (pasted), Spg - Spigot end.

Item Code	Size in mm	Socket Type	Box qty.
MP1KPTRY110T	110x75	SxSxSpg	15
MP1KPTRY162T	160x75	SxSxSpg	8
MP1KPTRY161T	160x110	SxSxSpg	6



Reducing Y

MP1KRPER075T	75x50 (Fix 'O' Ring)	RxSpg	90
NP1KCRER110T	110x75	CRxSpg	16
NP1KCRER160T	160x110	CRxSpg	6
NP1KCRER200T	200x160	CRxSpg	4
MP1KPTER110T	110x75	SxSpg	30
MP1KPTER160T	160x110	SxSpg	12
MP1KPTER200T	200x160	SxSpg	6

Eccentric Reducer

NP2KCRAP110T	110	CRxSpg	6

Acces Pipe

NP1KPTFTN04T (without top tile)	110x75 100mm (4") height	SxSpg	24

Plain Floor Trap

NP1KPSMFS06T (with top tile)	110x75x 50/40	SxSpgx Spg/S	8
NP1KPTMFS06T (without top tile)	110x75x 50/40	SxSpgx Spg/S	8
NP1KPTMFS61T (withouttop tile)	110x75x50 150mm(6") height	SxSpgxS	6

This product is provided with removable partition and extension provision of 110mm size at the top with or without height riser.

Sunken Multi Floor Trap

MP1KPTHR110T	110x75/50 150mm (6") height	SxSpgxS	8

This is used to raise the height of floor traps.

Height Riser

NP3SRREP110B	110X75X50	Spg	16

Extension Piece (with SS grating cover)

NP3SPTAT110B	110	Spg	16

Anchor Top Tile with SS Grating

R-Rubber ring, CR - Click ring, S - Solvent type (pasted), Spg - Spigot end.

Item Code	Size in mm	Socket Type	Box qty.
NP1KPTUT110T	110x110	SxSpg	12

'U' Trap

NP1KPTPL110T	110x110	SxSpg	9

'P' Trap

RLUTRV0110TG	110x110x75	RxRxR	1

Note: Designed to improve the performance of single stack drainage system. This uniquely designed product improves the flow characteristics in the vertical stack and eliminates a separate vent stack required for venting in high rise buildings.

True Vent

RLUBLV0110TG	110x110x110 x110x110	RxRxRx RxSpg	1
RLUBLV0110BK (Fix 'O' Ring)	110x110x110 x110x110	RxRxRx RxSpg	1

Ball Fitting

NP1KPTVC075T	75	S	100
NP1KPTVC110T	110	S	57

Vent Cowl (with wire mesh)

NP1KPTPC110T	110	S	100
NP1KPTPC160T	160	S	60
NP1KPTPC200T	200	S	30

Pipe Clamp

NP1KRRPC111T	110	S	75
NP1KRRPC161T	160	S	55
NP1KRRPC201T	200	S	50



Pipe Clamp Rubber Seal

NP1KPHPC076T	75	S	50
NP1KPHPC111T	110	S	50

Pipe Clamp (for noise dampening)

4100369	50
	65
4100376	80
	100
4100370	150
	200
4100371	
4100372	
4100373	

Metal Clamp with Rubber Seal

Note: These clamps are available with stud and anchor.

THE SYSTEM

Supreme underground drainage and sewerage system has been designed with a view to modern man's inclination towards health, hygiene and his aversion to filth and pollutants. It is hence important that the system should be of good quality and should be able to function year after year without any leakage or defects. It becomes unpleasant and expensive to address the problems that arise in conventional underground products. Such problems may happen due to poor product quality or due to faulty construction and outdated technology.

Supreme Nu-Drain is intended to carry soil and waste from building to roadside sewers or drains and from there to the treatment plant or disposal point. This system offers multiple advantages over traditional drainage products for all sorts of drainage and sewerage applications and installations.

Nu-Drain is highly recommended for buildings where hygiene is a prerequisite such as hospitals, hotels etc. This can also be used for rainwater collection and disposal, including rainwater harvesting. Thus, Nu-Drain is a complete solution for underground drainage and sewerage application. Being 100% watertight, it is free from ingress and seepage of water and is considered to be the most hygienic. Unlike conventional drainage products, it is free from pollution of underground water, soil or ill effects on building foundations. In this fast age, this product has emerged as blessing to the housing and construction sector. Due to tremendous saving in time and labour, installation of this system is quite simple and fast. The choice of the raw material, the structural accuracy and the strict quality control imparts high degree of reliability. As a result Nu-Drain is now approved by MCGM and emerged as a superior substitute to conventional products.

Products	Std. specification	Sizesavailable
Inspection chambers	EN:13598	Ultra 250 to 600mm
Manholes	EN:13598	Ultra
uPVC solid wall pipes	IS:15328-2003	800/1000/1200mm
Eco-drain pipes	IS:1609	110 to 400mm
Foam core pipes	8	110 to 400mm
DWC pipe	IS:1609	110 to 315mm
PE pipe	8	75 to 800mm
	IS:1609	63 to 800mm
	8	
	IS:1433	
	3	

FEATURES AND BENEFITS

Great flexibility - Due to availability of readymade inspection chambers and manholes along with longer lengths of lighter weight pipes, fittings and required accessories, installation of this system is very convenient and fast.

Perfect hydraulic properties - Mirror smooth inside surface of the pipes and streamline design of the chambers and manholes greatly reduce the possibility of blockage and maximizes the flow characteristics. As a result, carrying capacity of these pipes can be increased by 40% over concrete pipes.

Great strength - Products are sufficiently durable to meet site-loading requirements.

100% watertight system - Pipe, riser or the shaft connection with the chamber base is absolutely watertight and unique design of pipe joints with click ring and sealing ring makes the system completely leak proof.

Hygienic and safe - Trouble free performance of the joints without blockages and leakages ensure high standards of hygiene.

Minimum excavation cost - Because of simple jointing technique, trench width can be kept to a minimum and smoother bore of the pipe allows high flow rates at relatively flatter gradients.

Different flow profile designs - Inspectionchambers are available indifferentflow profiles/configurationsof inlet(s) and outlet in different sizes to suit the site requirements. Inlets that arenot neededcanbe closed with the helpofblankingplugs.

Minimal maintenance - Optimum functional qualities and g o o d h yd ra u li c properties play an important part in reducing the need for jetting and other forms of maintenance and therefore operational costs are considerably reduced.

Longer life and overall economy - It is free from problems like corrosion and susceptibility to chemical reactions and strong enough to carry soil and traffic loads. Nu-Drain is sufficiently durable and offers long and trouble free service life.

Components of Nu-Drain UDS system

Inspection Chambers - Following different sizes of Ultra Inspection Chambers and manholes along with cover solution are available in the range:

1.Ultra 250 with or without trap provision and 110mm inlet(s) and outlet. (Size of the trap is 75mm)

2.Ultra 315 in seven different flow configurations & multiple inlet configuration with 110mm inlet(s) and outlet.

3.Ultra 355 in five different configurations with 160mm inlet(s)/outlet and with 160/110mm in three different configurations inlet(s)/outlet, besides multiple inlet(s) with 110mm size branch inlets and 160mm main inlets/outlet.

4.Ultra 450 multiple inlet(s) with 110mm branch inlets and two 160mm inlets at 90° with 160mm main inlet/outlet and Ultra 450mm chamber in five different flow configurations.

5.Ultra 600 with 200 and 250mm inlet(s) and outlet in six different configurations.

6.Ultra 600 with 200, 250 and 315mm inlet(s) and outlet in straight through and 200 mm inlet / outlet in 90° bend configurations.

7.Ultra 600 blind base with 110 to 250mm inlet(s) and outlet in different angular configurations to connect PVC and DWC pipes.

8.600 mm size multi-inlet inspection chamber in single piece design with inbuilt outlets up to 315mm and provision to connect inlet(s) up to 250/315mm.

9.Ultra 800 manhole in single piece design with 160 to 400mm size inlet(s)/outlet in six different flow configurations to connect PVC and DWC pipes.

10.Ultra 1000 manhole in three piece design with 250mm branch inlets and 315mm main inlet and outlet in seven different flow configurations.

11.Ultra 1000 manhole in single piece design with 250mm branch inlets and 315mm main inlet and outlet in seven

different flow configurations with corrugated and non-corrugated shafts.

12.Ultra 1000 manhole in single piece design with 160 to 400mm and 150 to 600mm size inlet(s)/outlet in six different flow configurations to connect PVC and DWC pipes respectively.

13. Ultra 1000 blind base manhole in single piece design with 110 to 355mm and 150 to 300mm size inlet(s)/outlet in different angular configurations to connect PVC and DWC pipes respectively.

14.Ultra 1200 manhole in three piece design with 315mm inlet(s)/outlet in seven different configurations and Ultra1200 manhole in straight through configuration with 400 or 450mm size inlet/outlet.

15.Ultra 1200 manhole in three piece design with 160 to 400mm and 150 to 600mm size inlet/outlet in six different configurations to connect PVC and DWC pipes respec tively.

16.Ultra 1200 manhole in single piece design with six different flow profiles having 160 to 400mm size inlets/outlet for PVC and 150 to 600mm for DWC pipes.

Note: EccentricreducersandDWC adaptors in differentsizesarealso available to convert inlet(s)/outlet to required smaller sizes.

Ultra 250

This unique inspection chamber of 250x110mm in uPVC is featured with the provision of 75mm trap. One can, therefore, directly combine soil and waste lines to reduce the cost. This is also available without trap and hence customer has choice to use this chamber as per site requirements. This small version of inspection chamber is recommended for small bungalows/ houses where maximum invert depth is up to 600mm.

Ultra 315, Ultra 355 and Ultra 450



Ultra inspection chambers in these sizes comprise chamber base, riser(s)/shaft in specially developed Polypropylene/PE grade. Covers and frame are made in composite plastic and GRP. Entire assembly provides a completely sealed system up to ground level. It offers a wide variety of flow profiles, giving an option for all drainage applications between 110 to 200mm sizes. The choice of the different configurations provides a comprehensive, level invert system with excellent flow characteristics. The invert depth can be obtained by using multiple risers or suitable length of shaft.

Ultra 315 inspection chambers are designed to collect 110mm drains at invert depth up to 625mm by using risers (max 2 risers) whereas Ultra 355 inspection chamber is designed to collect 160/110mm drains at invert depths up to 690mm by using shaft/riser(s).

Ultra 450 inspection chambers are designed to provide the method of collecting 110/160/200mm drains at invert depths up to 1280mm by using risers (max 5 risers) and 1295mm by using shaft. Concentric grooves are given on the exterior face of the riser which acts as cutting guides and shallower depths can be achieved by cutting the riser. Shaft should be cut on the top of corrugation for proper placement of the sealing ring.

Ultra 600



The Ultra 600 deep inspection chamber consists of a base and corrugated shaft. This Ultra 600 base provided with swivel adopter have a 250 mm size inlet(s)/outlet. It is made available in 6 different flow configurations. The specially designed swivel adopter allows free angular deflection of 7.5° from the centerline in each direction. This flexibility allows the adjustment of pipe connection in the trench to match the slope and alignment. In addition to the Ultra 600x250mm size inspection chambers, we have also introduced Ultra 600x200mm chambers without swivel adopter in 5 different flow profiles. Both Ultra 600x250 and Ultra 600x200 inspection chambers are provided with separate base and shaf t.

Besides these, we also offer Ultra 600 with an integral shaft. This is made available in straight through configuration with inlet and outlet in 200, 250 and 315mm sizes and 90° bend with 200 mm inlet/outlet. These compact inspection chambers are cost-effective and suitable for all drainage, sewerage and storm water drainage applications.

These robust chambers are suitable for installation depths from 0.8 to 5 m. The corrugated shaft provides excellent resistance to ground movement and heavy traffic loads. This strong and sturdy product is superior and helpful in many ways. Simple and reliable “in-situ” connections can be easily made in the shaft to make additional connections.

The adjustable telescopic adapter is also made available to adjust the height and to provide a proper seating base for GRP or SFRC frame and cover. Ultra 600 can be used with and without a telescopic adopter.

Recently, we have introduced a 600 mm size multi-inlet cost effective inspection chamber in single piece design i.e. base with shaft in integral form to meet the project requirements where invert depths are less than 2.0 m. It can be supplied with new 600mm size OD shaft as well as existing 672 mm OD shaft. It is provided with integral outlets with spigot ends from 160 to 315 mm and flat surface to adopt the connecting pipes (side inlets from 110 to 250 mm and main inlets up to 315 mm) by core cutting. Plain uPVC or PE pipes can be directly connected to the base using rubber seals whereas, for DWC pipes, DWC adopters are required. This cost-effective multi-inlet inspection chamber with new shaft is made available in 5 invert depths and with existing shaft in 3 invert depths, in 6 different flow configuration as per the below given charts. This inspection chamber designed to meet all the functional requirements as per EN standard.

In-situ Adapter

Besides Inlet(s) of selected flow profile of the chambers base, additional connections can also be made through shaft at different heights or angles using specially designed in-situ adapters. These adaptors are available in 75, 110, 160 and 200mm sizes which can be used for assessing any line even in post installation condition.

Rodding Eye

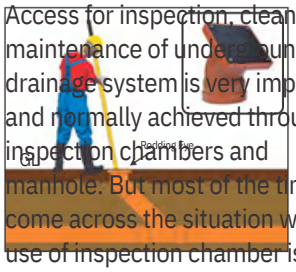

Access for inspection, cleaning and maintenance of underground drainage system is very important and normally achieved through inspection chambers and manhole. But most of the time we come across the situation where use of inspection chamber is either difficult or impossible due to site constraints, proximity of other adjacent chambers. Under such circumstances we can eliminate the use of chamber by replacing it with rodding eye. Thus rodding eye is an access fitting which allow rodding in case of blockage. Given picture explains its application and installation.

Cover Solution

Heavy weight frame and covers in composite material for Ultra 315 and Ultra 450 are designed to tilt and rotate to suit site conditions. These covers are designed for 3.5 MT wheel load and are suitable for light traffic movements. These covers are provided with 4 screw holes suitable for self-tapping. In addition to these, sealed covers for internal use, light duty (LW) covers for pedestrian areas are also available. For heavy traffic conditions, GRP/SFRC frame and covers are also made available. Besides plain covers, covers with gratings are also made available.

Recently we have introduced covers for Ultra 355 in 3.5 MT, 600x450mm in 5 MT and 300x300mm gully top covers in composite plastics.

Backflow Prevention Valve

A backflow prevention valve is a one-way valve that is installed on a building's lateral sewer. A properly installed and maintained back flow prevention valve will prevent the sewer from backing up and flooding a building.

Most of the properties are connected to public sewers. Many of these properties are situated and connected to the sewers in such a way that an obstruction in the public sewer or a severe rain event will not cause sewage backup into the properties.

Function of back flow prevention valve: A back flow prevention valve has an internal mechanical disc (flap) that will close a sewer pipe opening when reverse surcharges from a public/private sewer system attempt to enter a building drainage system, preventing the flooding of a building with raw sewage.

Application: 1) Properties built with the lowest floor containing plumbing fixtures (bathtub, shower, floor drain, etc.) below the upper manhole of the public sewer. 2) Properties in flood prone areas. 3) Properties with a history of backups during heavy rains.

Yard Gully

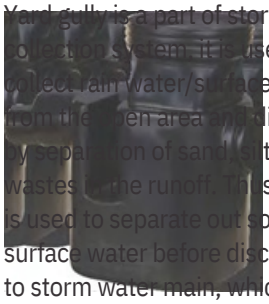

Yard gully is a part of storm water collection system. It is used to collect rain water/surface water from the open area and discharge it by separation of sand, silt and solid wastes in the runoff. This Yard gully is used to separate out solids in the surface water before discharging it to storm water main, which can then be cleaned periodically. This design has unique features like partition separating collection pit and discharge section. It is provided with 160 and 110mm outlet which can be used as per site requirements. As this Yard Gully is provided with adequate water seal, it can also be used for waste water collection especially when it contains large quantity of solid particles.

Surface Drain Channel



Supreme offers Surface Drain Channels in 4" (110mm) size and is made from highly durable and chemical resistant polypropylene material. They are free from blockage, leakage and breakage problems caused by traditional surface drain channel. Supreme Surface Drain Channels are available in 1m length and can be cut as per site requirement up to 0.5m. These channels are tough, durable and sustains loads up to 1.5 MT wheel load and suitable for parking areas.

Application: This Surface Drain Channels are installed in pavements, roadside curbs, cycle ways and car park area, shopping malls, sports grounds, building terrace, corporate houses, hotels, hospitals, academic institutes etc.

Pipe connections: Each surface drain channel is provided with bottom and side connections for connecting drain pipes.

Grease Traps

A grease trap is a device designed and installed to separate out, retain and remove grease and similar substances from waste water which are deleterious, hazardous and undesirable. These traps prevent greasy substances from entering plumbing systems, septic fields and waste water treatment facilities, where they are difficult to

process and can create environmental problems. If large amounts of grease, soaps and oils enter a sewer system, the materials will coagulate, solidify and adhere to the inside wall of the pipe, eventually blocking the pipe. We recently introduced 50, 100, 250, 500 & 1000ltrs capacity grease traps.

Application: Restaurants, hotels, cafeterias, dairies, slaughter-houses and commercial food-processing plants, hospitals and institutional or commercial buildings where food is served in great quantity may produce grease in sufficient amounts to warrant the installation of such grease traps.

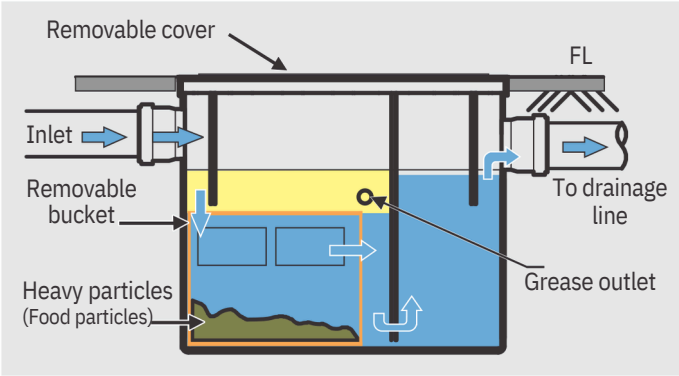

Inspection Chambers and Accessories

Item Code	Chamber Base	D1	D2	D3	
NP3UCUBS315	31	11	11		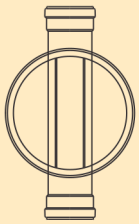 Straight Through
G	5	0	0		
NP3UCBST355	35	16	16		
G	5	0	0		
NP3UCBST450	45	20	20		
K	0	0	0		
RLUCHM0607	60	20	20		
BK	0	0	0		
RLUCHM0600	60	25	25		
BK	0	0	0		
NP3UCBRH315	31	110	11		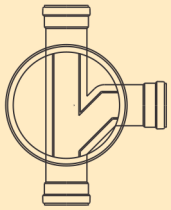 Right Hand 90° Junction
G	5	160	0		
NP3UCBRH355	35	200	16		
G	5	200	0		
NP3UCBRH450	45	250	16		
K	0		0		
RLUCHM0608B	60		20		
K	0		0		
RLUCHM0603B	60		25		
K	0		0		
NP3UCBHR315G	315	110	110	110	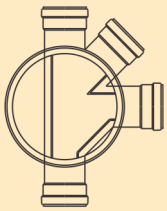 Right Hand 45° and 90° Junction
RLUCHM0457BK	450	200	160		RH & LH 45° Junction
RLUCHM0456BK	450	200	160		Left Hand 45° Junction

Item Code	Chamber Base	D1	D2	D3	
NP3UCUBL315	315	11	11		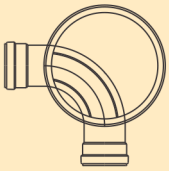 Left or Right Hand 90° Bend
G	355	0	0		
RLUCHM0355	450	16	16		
GB	600	0	0		
RLUCHM0451	600	20	20		
BK		0	0		
RLUCHM0606		20	20		
BK		0	0		
RLUCHM0601		25	25		
BK		0	0		
NP3UCBLH315	31	11	11		 Left Hand 90° Junction
G	5	0	0		
NP3UCBLH355	35	16	16		
G	5	0	0		
NP3UCBLH450	45	20	16		
K	0	0	0		
RLUCHM0609	60	20	20		
BK	0	0	0		
RLUCHM0604	60	25	25		
BK	0	0	0		
NP3UCBHL315G	315	110	110	110	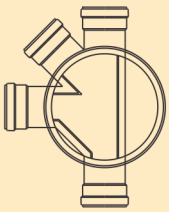 Left Hand 45° and 90° Junction
RLUCHM0455BK	450	200	160		 Right Hand 45° Junction
NP3UCBTI315G	315	110		110	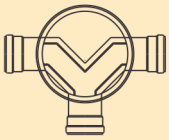 Two 90° Inlet Junction

250mm chamber is also available with trap

All the inlets and outlets of the chambers are provided with click ring type joints. D1 = Main inlet/outlet, D2/D3 = Branch inlet(s), F - Fabricated.

Item Code	Chamber Base	D1	D2	D3
NP3UCBMI315G	315	110	110	110
NP3UCBMI355G	355	160	110	110
NP3UCBMI450B (withBlanking Plug)	450	160	160	110
NP3UCBMI451B	450	160	160	110

(Ultra 315 with110mm two swept inlets at 45° and two 110mm inlets at 90°. Ultra 355 with110mm two swept inlets at 45° and two 110mm inlets at 90°. Ultra 450 with110mm two swept inlets at 45° and two 160mm inlets at 90°.)

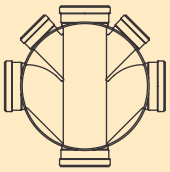

Multiple inlets

Item Code	Chamber Base	D1	D2	D3
RLUCHM0602BK	600	250		250



Right / Left Hand 45° Bend

Item Code	Chamber Base	D1	D2	D3
NP3UCBTI355G	355	160	160	
NP3UCBTX450K	450	200	160	
RLUCHM0610BK	600	200	200	
RLUCHM0605BK	600	250	250	



Left & Right Hand 90° Junction (Cross)

Item Code	Chamber Base	D1	D2	D3
NP1UCUBL251G	250 w/o trap	110	110	
FPU0UGR252GB	250 with trap	110	110	

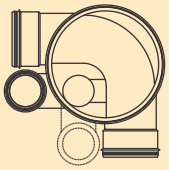

Left Hand or Right Hand 90° Bend (with or w/o Trap)

Item Code	Chamber Base	D1	D2	D3
NP1UCUBL250G	250 w/o trap	110	110	
FPU0UGR253GB	250 with trap	110	110	

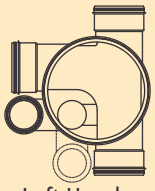

Left Hand or Right Hand 90° Junction (with or w/o Trap)

Item Code	Chamber Base	D1	D2	D3
RLUBB00600BK	600	160/200/250		

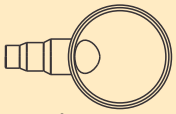

Ultra 600 Blind Base

Item Code	Chamber Base	D1	D2	D3
RLUBB00601BK (with 1200mmShaft)	600	110/160/200/250		

Ultra 600 Blind Base with Shaft

Item Code	Chamber Base	D1	D2	D3
RLUCHM0612BK	600	200	200	
RLUCHM0611BK (with1300mmShaft)	600	200	200	
RLUCHM0617BK (with 600mm Shaft)	600	250	250	
RLUCHM0616BK (with 1200mm Shaft)	600	250	250	
RLUCHM0614BK (with 600mm Shaft)	600	315	315	
RLUCHM0615BK (with1200mmShaft)	600	315	315	

Ultra 600 with Integral Shaft Straight Through

Item Code	Chamber Base	D1	D2	D3
RLUCHM0619BK	60	20	20	
(with 700mm Shaft)	0	0	0	
RLUCHM0618BK	60	20	20	
(with 1300mm Shaft)	0	0	0	



Ultra 600 with Integral Shaft & Bend

Item Code	Chamber Base	D1	D2	D3
(900mm invert)	600	110/160/200/250		
(1100mm invert)	600	110/160/200/250		
(1400mm invert)	600	110/160/200/250		
(1600mm invert)	600	110/160/200/250		
(1900mm invert)	600	110/160/200/250		



Ultra 600 Multi-inlet Inspection Chamber with 600mm OD shaft

Item Code	Chamber Base	D1	D2	D3
(1200mm invert)	600	110/160/200/250		
(1800mm invert)	600	110/160/200/250		

Ultra 600 Multi-inlet Inspection Chamber with 672mm OD shaft

Nu-Drain Fittings and Accessories

Item Code	Size mm	Box qty.
MP3UCHRW315G	315 - 200mm long	4
MP3UCHRW355G	355 - 335mm long	1
MP3UCHRW450G	450 - 215mm long	3
(with rubber seal)		

Riser

Item Code	Size mm	Box qty.
FPU0UGR250GB	Ultra 250 - 320mm (1½ ft invert depth)	
FPU0UGR251GB	Ultra 250 - 470mm (2 ft invert depth)	

Item Code	Size mm	Box qty.
RLUSHP0356GB	Ultra 355 - 200mm	
RLUSHP0355GB	Ultra 355 - 460mm	
RLUSHP0450BK	Ultra 450 - 460mm	
RLUSHP0451BK	Ultra 450 - 710mm	
RLUSHP0452BK	Ultra 450 - 1020mm	

Shaft Pipe

Item Code	Size mm	Box qty.
MHDDWCADAP0450BK	450x400 RxS	

Shaft Adapter
(for DWC Pipe)

Item Code	Size mm	Box qty.
RLUSHP0600GB	600 mm long	
RLUSHP0601GB	900 mm long	
RLUSHP0602GB	1200 mm long	
RLUSHP0603GB	1500 mm long	
RLUSHP0604GB	1800 mm long	
RLUSHP0605GB	2100 mm long	
RLUSHP0606GB	2400 mm long	

Shaft Pipe
Ultra 600
(with rubber seal)

Item Code	Size mm	Box qty.
RLUSHP0614GB	780mm long	
RLUSHP0615GB	1080mm long	
RLUSHP0616GB	1380mm long	
RLUSHP0617GB	1680mm long	
RLUSHP0618GB	1980mm long	
RLUSHP0619GB	2280mm long	
RLUSHP0620GB	2580mm long	

Shaft Pipe with
Socket Ultra 600
(with rubber seal)

Item Code	Size mm	Box qty.
RLUSHC0600BK	600mm	

Shaft Connector

Item Code	Size mm	Socket Type	Box qty.
RLUTSA0600BK (with rubber seal)	600	Spg	

Telescopic Adapter

Item Code	Size mm	Socket Type	Box qty.
FPU0PGR250LG	250	Spg	
FPU0PGR660LG	315	Spg	
FPU0PGR661LG	450	Spg	

Frame & Grating
Cover

Item Code	Size mm	Box qty.
NP5UCOFR250K	250 L.W.	10
RLUUCL0450BK	450 L.W.	L

Frame and Cover

Item Code	Size mm
4100540	300x300 - 2.5 Ton

Gully Top Cover

Item Code	Size mm
4100630	300x300 - 1.5 Ton

Gully Top Cover
with Grating

Item Code	Size mm	Box qty.
NP6UCFRL315K	315 - 1.5 Ton	9
NPUMFRCO355K	355 - 3.5 Ton (Round type)	5
NPUNFRCO600K	600x450 - 5 Ton (Rectangle type)	

Item Code	Size mm	Box qty.
NP6UCOFR315K	315 - 3.5 Ton	2
NP6UCOFR450K	450 - 3.5 Ton (Square type)	2

Composite
Frame and Cover

Item Code	Size mm
4100314	450 - 2.5 Ton
4100312	450 - 10 Ton
4100313	600 - 10 Ton
4100315	600 - 20 Ton
4100316	600 - 40 Ton

GRP Frame & Cover

Item Code	Size mm
4100318	450 - 2.5 Ton
4100317	450 - 10 Ton
4100319	600 - 20 Ton

GRP Frame & Cover
(with Grating)

All the inlets and outlets of the chambers are provided with click ring type joints. D1 = Main inlet/outlet, D2/D3 = Branch inlet(s), F - Fabricated.

Item Code	Size mm	Socket Type	Box qty.
4100415 4100416	450 - 20 Ton 600 - 20 Ton		
4100414 4100413 (Coverswithgrating)	450 - 20 Ton 600 - 20 Ton		

SFRC Frame and Cover

Item Code	Size mm	Socket Type	Box qty.
RLUMST0110G	110x110 (Long)	Rx	
B	160x110 (Long)	R	
RLUMST0160G	160x110 (Short)	Rx	
B		R	
RLUMST0160B		Rx	

Master Trap

Item Code	Size mm	Socket Type	Box qty.
NP1URPBV110G	110	RxSpg	1
NP1URPBV160G	160	RxSpg	1
NP1URPBV200G	200	RxSpg	1

Backflow Prevention Valve

Item Code	Size mm	Socket Type	Box qty.
NP1SPTSG110G	110	Spg	6

Square Gully Trap

Item Code	Size mm	Socket Type	Box qty.
NP1EPBGT101G	160x110 (6x4")	Spg	6
NP1UPTBG201G	200x160 (8x6")	Spg	2

Item Code	Size mm	Socket Type	Box qty.
NP1EPBGT102G	160x100x100 (6x4x4")	SxSpg	6
NP1UPTBG200G	200x160x160 (8x6x6")	SpgxSpg	2



Item Code	Size mm	Socket Type	Box qty.
NP1URPBG160G	160x110/75x110 (6x4/2½x4")	SxSxR	3

Bottle Gully Trap

Item Code	Size mm	Socket Type	Box qty.
MP1ESBGE101G	189x280	S	3

Note: Suitable for 6x4" and 6x4x4" Bottle gully trap.

Gully Extension

Item Code	Size mm	Socket Type	Box qty.
FPU0ISA075GB	75	Spg	
FPU0ISA111GB	110	Spg	
FPU0ISA161GB	160	Spg	
FPU0ISA200GB	200	Spg	

Note: Can be used for accessing any line at any height or angle other than the inlets of available or selected configuration of the chamber.

Insitu Adapter

Item Code	Size mm	Socket Type	Box qty.
FPU0LPC160LG	160x110	SpgxS	
FPU0LPC200LG	200x110	SpgxS	

Lateral Pipe Connec tor

Item Code	Size mm	Socket Type	Box qty.
MP1URPCP160G (Fix 'O' Ring)	160	RxR	18

Item Code	Size mm	Socket Type	Box qty.
RLUCPL0316BK	315	RxR	L
RLUCPL0355BK	355	RxR	L
RLUCPL0400BK	400	RxR	L
RLUCPL0450BK	450	RxR	L

Item Code	Size mm	Socket Type	Box qty.
NP1UCRCP110G	110	CRxCR	36
MP1UPTCP111G	110	SxS	24
NP1UCRCP200G	160	CRxCR	4
MP1UPTCP160G	160	SxS	24
NP1UCRCP250G	200	CRxCR	2
MP1UPTCP200G	200	SxS	6

Coupler

Item Code	Size mm	Socket Type	Box qty.
MP1URPBE160G (Fix 'O' Ring)	160	RxSpg	7

Item Code	Size mm	Socket Type	Box qty.
NP1UCRBE110G	110	CRxSpg	24
MP1UPTBE110G	110	SxSpg	10
MP1UPTBE160G	160	SxSpg	8
MP1UPTBE200G	200	SxSpg	4

Bend 87.5°

Item Code	Size mm	Socket Type	Box qty.
NP1SCRSB111G	110	CRxCR	1
	110	CRxSpg	0
NP1UCRSB110G			1
			0

Swept Bend Long Radius

Item Code	Size mm	Socket Type	Box qty.
MP1URPBF160G (Fix 'O' Ring)	160	RxSpg	10



Item Code	Size mm	Socket Type	Box qty.
NP1UCRBF111G	110	CRxCR	24
	110	CRxSpg	24
NP1UCRBF110G	110	RxSpg	L
	110	RxSpg	L
RLUSBN0250BK	250		
RLUSBN0315BK	315	SxSpg	12
MP1UPTBF110G	110	SxSpg	10
MP1UPTBF160G	160	SxSpg	6
MP1UPTBF200G	200		



Bend 45°

Item Code	Size mm	Socket Type	Box qty.
NP1UCRTS111G	110	CRxCRxCR	12
NP1UCRTS110G	110	CRxCRxSpg	12
NP1EPSTE010G	160	CRxCRxSpg	4
MP1UPTST110G	110	SxSxSpg	12
MP1UPTST160G	160	SxSxSpg	5
MP1UPTST200G	200	SxSxSpg	2

Swept Tee

All the inlets and outlets of the chambers are provided with click ring type joints. D1 = Main inlet/outlet, D2/D3 = Branch inlet(s), F - Fabricated.

Item Code	Size mm	Socket Type	Box qty.	
MP1UPTRT160G	160x110	SxSxSpg	8	Reducing Swept Tee
MP1URPST160G (Fix 'O' Ring)	160	RxRxSpg	5	Equal Tee
NP1UCRST110G	110	CRxCRxSpg	16	
MP1URPRT160G (Fix 'O' Ring)	160x110	RxRxSpg	6	Reducing Tee
MP1URPC T160G (Fix 'O' Ring)	160	RxRxRxSpg	3	Cross Tee
MP1URPYP160G (Fix 'O' Ring)	160	RxRxSpg	4	
NP1UCRYS110G	110	CRxCRxSpg	12	
MP1UPT YP110G	110	SxSxSpg	12	Single Y
MP1UPT YP160G	160	SxSxSpg	4	
MP1URPRY160G (Fix 'O' Ring)	160x110	RxRxSpg	5	
MP1UPTRY161G	160x110	SxSxSpg	6	Reducing Y

Item Code	Size mm	Socket Type	Box qty.	
MP1URPRD160G (Fix 'O' Ring)	160x110	SpgxR	24	
NP1UCRER200G	200x160	SpgxCR	4	
RLUECR0251GB	250x160	SpgxR	L	
RLUECR0250GB	250x200	SpgxR	L	
RLUECR0317GB	315x160	SpgxR	L	
RLUECR0316GB	315x200	SpgxR	L	
RLUECR0315GB	315x250	SpgxR	L	
MP1UPTER200G	200x160	SpgxS	6	Eccentric Reducer
NP2URDEY110D	110	CR	6	Rodding Eye
MP3UCBPC075D	75	Spg	75	Blanking Plug
MP3UCBPC110D	110	Spg	54	
MP3UCBPC160D	160	Spg	42	
RLUSCP0200BK	200	Spg	L	Socket Plug (PE)
RLUSCP0250BK	250	Spg	L	
RLUSCP0315BK	315	Spg	L	
FPU0SPA110GB	110x4"	SpgxR	L	Stoneware Pipe Adapter for Plain End (Rubber Ring Type)
FPU0SPA160GB	160x6"	SpgxR	L	
FPU0RCA202LG	200x8"	SpgxR	L	 RCC Pipe Adapter
FPU0RCA250LG	250x10"	SpgxR	L	
FPU0RCA315LG	315x12"	SpgxR	L	
4100327	75			Hole Saw (For Insitu Adapter)
4100328	110			
4100329	160			
4100330	200			
RLUYGT0110BK	110	Spg	1	Yard Gully Trap
RLUYGT0160BK	160	Spg	1	

All the inlets and outlets of the chambers are provided with click ring type joints.

Item Code	Size mm	Socket Type	Box qty.
NP3UPTSD110B	110 (4x4")		1

Surface Drain Channel

Note: This product is available in 1m length with grating

Item Code	Size mm	Socket Type	Box qty.
MP1UPHCO110B	110	Spg	25
MP1UPHEC110B	110	Spg	25

Surface Drain O utlet

Surface Drain End Cap

Item Code	Size (ltrs)	Total height	Inlet invert	Outlet invert	Total length	Inlet/ Outlet size	Socket type	Length x Width	Suitable for Above ground	Suitable for Below ground
RLUGTP0050GB	50	440	307.5	273.5	646	75	Rx	530 x 380	Yes	Yes
RLUGTP0100GB	100	491	317.5	267.5	870	75	R	742 x 584	Yes	Yes
RLUGTP0250GB	250	690	480	430	1060	110	Rx	884 x 706	Yes	Yes
RLUGTP0500GB	500	765	550	500	1341	110	R	1150 x 939	No	Yes
RLUGTP1000GB	1000	1145	850	800	1773	110	Rx	1620 x 1260	No	Yes
RLUGTP1001GB	1000 (with Cover)	1145	850	800	1773	160	R	1620 x 1260	No	Yes
							Rx			
							R			
							Rx			
							R			
							Rx			
							R			

(all dimensions are in mm)

Grease Trap

Ultra® Manholes

THE SYSTEM

Manholes are the important components of the drainage or sewerage system. While inspection chambers are used for inspecting sewer networks from the surface level while manholes provide access to a person inside the manhole for cleaning and maintenance activities. These are used at the junction in sewer network or a straight or bend configuration depending on the flow patterns.

Unlike conventional drainage systems, the entry of man inside the manhole is almost eliminated in advanced plastic sewer systems. Because of the mirror smooth inner surface of these systems, the possibility of blockage is greatly reduced and hence the modern technology CCTV inspection cameras for inspection and jet cleaners for cleaning and maintenance can be used.

Most of the sewer maintenance requirements are fulfilled through Ultra 600 inspection chambers; however, where the entry of man is essentially required, Supreme Ultra manholes can be used. These readymade, ready to use manholes offered by the company consists of a base, a shaft and a cone with suitable cover. These strong and sturdy manholes are designed, manufactured and tested as per EN:13598 standards and are approved by MCGM.

Fields of Application:

Ultra 800, Ultra 1000 and Ultra 1200 manholes are designed to provide an easy access for inspection, cleaning and maintenance of private and public sewers up to 6 m invert depth. Supreme Ultra manholes having robust design, durability and flexibility are the best substitute to conventional concrete and masonry manhole.

Product Range:

Supreme offers an exhaustive range of manholes to meet the complete requirement of the sewerage system. Recently introduced 800 mm size manhole is offered in single piece design, while the 1000 mm and 1200 mm size manholes are offered in single piece as well as in three piece designs. Depending on the size or type of Ultra manhole they are suitable to adopt the pipes from 110 mm to 600 mm sizes. Plain PVC or PE pipes can be directly connected to the manholes using rubber seal joints whereas; DWC pipes can be connected using DWC adopters.

The three piece designs of the manholes have a manhole base, shaft pipe and cone. The complete set of manhole with an inbuilt ladder and the advanced design of corrugated shaft and cone with spacious entrance suffice all the functional requirements.

Moreover, because of the compact and robust design, wide range, additional connection possibilities, appropriate cover solution, and user friendly installation, the contractors and installers can be sure of a tight and durable system for every situation.

FEATURES AND BENEFITS

Readymade solution - Ready to use manholes with 600 / 640 mm size spacious entrance.
90% lighter than concrete manholes - that makes the handling and installation of manholes very easy and fast.
Robust design - Manholes are sufficiently strong to withstand heavy traffic loads up to 40 MT wheel load.
100% Watertight structure - free from infiltration, ex-filtration and root penetrations..
Perfect hydraulic properties
Suitable for installation depths up to 6 m.
Safe against floatation
Provided with in-built ladder to facilitate easy maintenance and cleaning.
Adjustable height to suit site requirement during installation.
Simple and reliable pipe connections at different levels are possible using 'in-situ' adapters.
Strong and durable - can last for more than 50 years.
Eco- friendly and cost effective.

Ultra® Single Piece Manholes

In most of the projects, the invert depth of the manhole is normally does not exceed 3 m. For such applications, the use of a three piece manhole may not be cost effective. Considering this fact we have introduced a lightweight yet strong manhole in single piece design in 800 mm, 1000 mm and 1200 mm sizes. In spite of being light in weight, these uniquely designed cost effective products are strong enough to withstand all sorts of loads alike existing three piece design manholes. This new design is very cost-effective due to weight reduction and the elimination of rubber seals between the base, shaft, and cone. Moreover, the single piece design together with lightweight structure makes the installation convenient and fast.

Ultra® 800

Item Code	Size in mm
Ultra 800 x 160 to 400 mm	
RLUMHSP801BK	1150mm Inv.
RLUMHSP802BK	1450mm Inv.
RLUMHSP804BK	1750mm Inv.
RLUMHSP806BK	2150mm Inv.
RLUMHSP810BK	2450mm Inv.
RLUMHSP809BK	2750mm Inv.

Note: Plain PVC or PE pipes can be directly connected to the base using rubber seal joints whereas DWC pipes up to 315 mm can be connected using DWC adopters and rubber seal joints. For 400 mm size inlet(s)/outlet the base will be supplied with integrally welded DWC adopters.

Possible flow configurations -

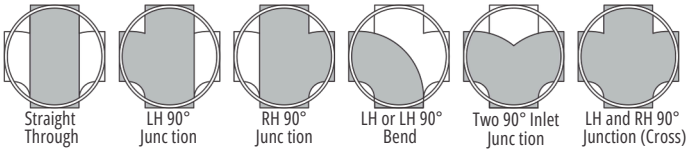

Ultra® 1000 (Corrugated Shaft)

Item Code	Size mm
Ultra 1000 x 250 x 250	
	1330mm Inv.
	1630mm Inv.
	2030mm Inv.
	2330mm Inv.
Ultra 1000 x 315 x 315	
RLUMHST100BK	1200mm Inv.
RLUMHST101BK	1500mm Inv.
	1700mm Inv.
RLUMHST104BK	2000mm Inv.
	2200mm Inv.

Ultra Manhole Single Piece Straight Through

Ultra 1000 x 315 x 250

1320mm Inv.
1620mm Inv.
1820mm Inv.
2120mm Inv.
2320mm Inv.

Ultra Manhole Single Piece LH & RH 45° Junction

Ultra® 1000 (Non-Corrugated Shaft)

Item Code	Size mm
Ultra 1000 x 250 x 250	
	2530mm Inv.
	2830mm Inv.
	3130mm Inv.
	3430mm Inv.
Ultra 1000 x 315 x 315	
RLUMSS1004BK	2400mm Inv.
RLUMSS1005BK	2700mm Inv.
RLUMSS1006BK	3000mm Inv.
RLUMSS1007BK	3300mm Inv.

Ultra Manhole Single Piece Straight Through

Ultra 1000 x 315 x 250

2520mm Inv.
2820mm Inv.
3120mm Inv.
3420mm Inv.

Possible flow configurations -

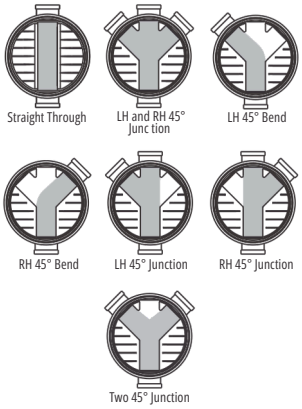

Ultra Manhole Single Piece LH & RH 45° Junction

Ultra® 1000 (Corrugated Shaft)

Ultra 1000x160to400

1555mm Inv.
1755mm Inv.
2055mm Inv.
2355mm Inv.
2555mm Inv.

Note: Plain PVC or PE pipes can be directly connected to the base using rubber seal joints whereas DWC pipes up to 315 mm can be connected using DWC adopters and rubber seal joints. For 400 mm and above inlet(s)/outlet the base will be supplied with integrally welded DWC adopters.

Ultra® 1000 (Non-Corrugated Shaft)

Ultra 1000x160to400

2755mm Inv.
3055mm Inv.
3355mm Inv.
3655mm Inv.

Possible flow configurations -

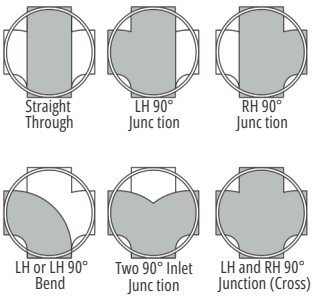

Ultra® 1200 (Corrugated Shaft)

Item Code	Size mm
Ultra 1200 x 160 to 400	
	1555mm Inv. 2450mm Inv. 2685mm Inv. 2800mm Inv. 3030mm Inv.

Note: Plain PVC or PE pipes can be directly connected to the base using rubber seal joints whereas DWC pipes up to 315 mm can be connected using DWC adopters and rubber seal joints. For 400 mm and above inlet(s)/outlet the base will be supplied with integrally welded DWC adopters.

Ultra® Three Piece Manholes

In a three piece design of the manhole, base, shaft and cone are the separate components that are connected with each other on site using specially designed rubber seals. The shafts are available in 1.0 m or smaller lengths which are required to be connected as per the invert depth requirements up to 6 m. In this design, Installation and backfilling needs to be carried out simultaneously.

Ultra® 1200

Ultra 1200x160to600

1160mm Inv.
1500mm Inv.
1985mm Inv.

Possible flow configurations -

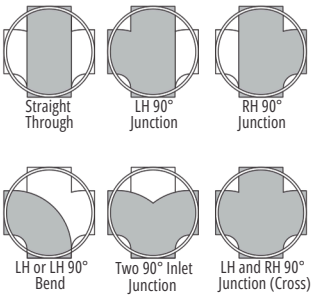

Ultra® Blind Base - Single Piece Manholes

In addition to the different standard flow profiles of the manhole base, we also offer a blind base i.e. the base with outlet only but without any inlets. These blind bases are made available in 600 mm and 1000 mm sizes and are designed to offer non-standard flow configuration requirements. These manholes are supplied with the required or specified inlets welded on the base in customized form i.e. inlets at required angle to adopt any type or size of pipes like PVC/ PE plain pipes or the DWC pipes. These manholes are offered with base, shaft pipe and cone in integral form as single piece design or alternatively manhole base, shaft pipe(s) and cone separately to connect with each other on site as three piece design.

Ultra® 1000 (Corrugated Shaft)

Ultra 1000x110to355

1290mm Inv.
1590mm Inv.
1790mm Inv.
2090mm Inv.
2290mm Inv.

Note: It is supplied in customized form with required inlet(s) fitted on the base to adopt PVC/PE or DWC pipes at any angle up to 355 mm sizes as per the project requirements.

Ultra® 1000 (Non-Corrugated Shaft)

Item Code	Size mm
Ultra 1000 x 110 to 355	
	2490mm Inv. 2790mm Inv. 3090mm Inv. 3390mm Inv.

Note: It is supplied in customized form with required inlet(s) fitted on the base to adopt PVC/PE or DWC pipes at any angle up to 355 mm sizes as per the project requirements.

Chambers and Accessories

Item Code	Chamber Base	D1	D2	D3
RLUMHL1000BK	100	25	25	
RLUMHL1002BK	0	0	0	
RLUMHL1200BK	100	31	31	
	0	5	5	
	120	31	31	
	0	5	5	

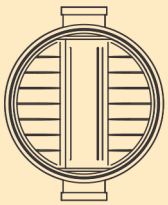

Straight Through

RLUMHL1001BK	#1000	31	25	25
RLUMHL1201BK	1200	5	0	0
		31	31	31
		5	5	5

Note: # In 1000mm size this base is also made available with integral shaft of 800 and 1100mm lengths with 1355 and 1655mm invert depths.

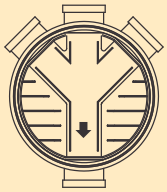

LH & RH 45° Junction

RLUMHL1006BK	100	31	25	25
RLUMHL1204BK	0	5	0	0
	120	31	31	31
	0	5	5	5

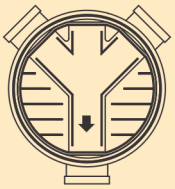

Two 45° Junction

RLUMHL1005BK	100	31	25
RLUMHL1202BK	0	5	0
	120	31	31
	0	5	5

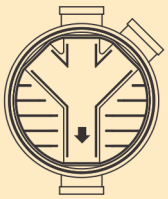

RH 45° Junction

RLUMHL1004BK	100	31	25
RLUMHL1203BK	0	5	0
	120	31	31
	0	5	5

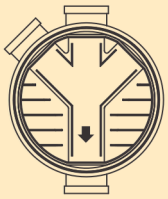

LH 45° Junction

RLUMHL1003BK	(RH)1000	31	25
RLUMHL1007BK	(LH)1000	5	0
RLUMHL1205BK	(RH)1200	31	25
RLUMHL1206BK	(LH)1200	5	0
		31	31
		5	5
		31	31
		5	5

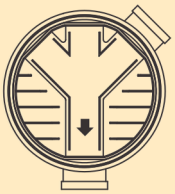

LH or RH 45° Bend

RLUBB01000BK	1000	200/250/315

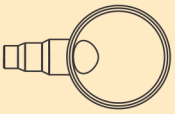

Ultra 1000 Blind Base

RLUSHP1018BK	500mm long
RLUSHP1000BK	600mm long
RLUSHP1001BK	800mm long
RLUSHP1002BK	1000mm long
RLUSHP1003BK	1100mm long
RLUSHP1004BK	1300mm long

Shaft pipe Ultra 1000 Manhole

Item Code	Size mm	Socket Type
RLUSHP1211BK	520mm long	
RLUSHP1218BK	635mm long	
RLUSHP1216BK	770mm long	
RLUSHP1214BK	865mm long	
RLUSHP1206BK	1000mm long	
RLUSHP1215BK	1115mm long	
RLUSHP1217BK	1345mm long	

Shaft pipe Ultra 1200 Manhole

RLUCON1000BK	1000x600 - 630 Inv.	S
RLUCON1003BK	1000x600 - 900 Inv.	S
RLUCON1200BK	1200x600 - 735 Inv.	S
RLUCON1203BK	1200x600 - 1000 Inv.	S

Cone for Manhole

RLUCCE0600BK	600x300
	*600x100
	*600x200
	*600x300

Cone Extension Piece

1602454	110
1602455	160
1602458	200
1607390	
1607662	
1607705	

Rubber Seal (Manhole)

4100566	75
4100412	100
4100517	160
	200

Hole Saw

4100411	
RLUCFC0600BK	1000/600L.W.

Cover

4126154	800/1000/1200 (5 Ton)
4126155	800/1000/1200 (12.5 Ton)
4100315	1000/1200 (20 Ton)
4126024	1000/1200 (40 Ton)

Note: Covers with grating are also available

GRP Frame & Cover

4126026	800/1000/1200 (20 Ton)
4126025	800/1000/1200 (40 Ton)
4100416	1000/1200 (20 Ton)

Note: Covers with grating are also available

SFRC Frame & Cover

All the inlets and outlets of the chambers are provided with clickring type joints. D1 = Main inlet/outlet, D2/D3 = Branch inlet(s), F - Fabricated. # - This product is available with integral shaft with 1000mm length. *Marked product will be shortly introduced

Nu-Drain uPVC Pipes

Nu-Drain pipes are made as per IS:15328 and marked with ISI mark. These pipes are available in different stiffness classes as given in the table below. In addition to the pipes in 110mm to 315mm sizes with rubber ring type sockets, pipes up to 200mm sizes are available with solvent weld type socket ends. Plain ended pipes upto 250mm are supplied with a separate couplers having unique click ring and rubber-seal design. Only 400mm size pipes are supplied with plain end and solvent weld type couplers. The pipes are available in 3m and 6m lengths.

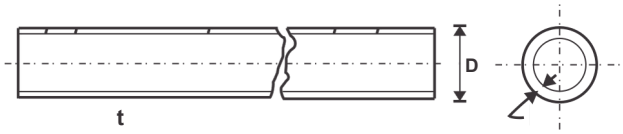

Dimensions and stiffness class of Nu-Drain Pipes as per IS:15328

Nominal ring stiffness (KN/m²)	SN 2	SN 4	SN 8
SDR	51	41	34
OD(D) inmm	Wall thickness(t)in mm		
11	-	-	3.2 + 0.5
0	-	3.2 + 0.5	3.2 + 0.7
12	3.2 + 0.5	4.0 + 0.6	4.7 + 0.7
5	3.9 + 0.6	4.9 + 0.7	5.9 + 0.8
16	4.9 + 0.7	6.2 + 0.8	7.3 + 1.0
0	6.2 + 0.8	7.7 + 1.0	9.2 + 1.2
20	7.9 + 1.0	9.8 + 1.2	11.7 + 1.4
0			
25			
0			
31			
5			
40			
0			

ECO-drain®

Hi-tech pipes for drainage and sewerage application



Eco-drain® pipes are not solid wall pipes but have a unique wall structure i.e. pipes with a number of "holes" in the wall thickness in longitudinal direction. As a result, the Eco-drain® pipes are noticeably lighter and less expensive than any existing PVC pipe of similar stiffness and many times lighter than a concrete pipe with equivalent load carrying capacity. Because of the numerous advantages, these pipes are widely accepted and used in several European countries. Pipes upto 400mm sizes are available with plain ends as well as socketed ends with elastomeric rubber rings. These pipes have a equivalent stiffness and flexibility alike solid wall plastic pipes and also conforms to international standards. Depending on the size these pipes offers a weight reduction from 10% to 35% in comparison with the solid wall pipes of similar stiffness class.

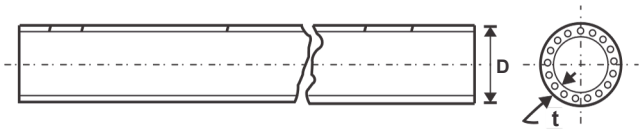

Dimensions and stiffness class of Eco-drain Pipes as per IS:16098 (Part 1)

Pipe size OD (D) in mm	Pipe ringstiffness (KN/m²)					
	SN 2		SN 4		SN 8	
	Wall thickness (t) in mm					
	Min	Max	Min	Max	Min	Max
110	--	--	--	--	3.50	4.10
160	--	--	4.30	4.90	5.10	5.90
200	--	--	5.60	6.50	6.30	7.20
250	--	--	6.50	7.50	7.90	9.10
315	6.60	7.60	8.00	9.20	9.80	11.30
400	8.50	9.80	10.60	12.20	12.00	13.80

Eco-drain 110 and 160mm size SN 4 pipes in 3 and 6m lengths are supplied with sealed holes at the ends.

Foam core pipes

In addition to the solid wall pipes and Eco-drain® structure wall pipes, we have recently introduced foam core pipes in 110 to 315 mm sizes. These pipe are supplied with socketed ends. The dimensions are given below.

Dimensions and stiffness class of Foam Core Pipes

Nominal ring stiffness (KN/m²)	SN 2	SN 4	SN 8
OD (mm)	Wall thickness (mm)		
110	-	-	3.20 + 0.5
160	3.40 + 0.5	4.20 + 0.6	5.00 + 0.7
200	4.10 + 0.6	5.10 + 0.7	6.30 + 0.8
*250	5.10 + 0.7	6.40 + 0.8	7.50 + 1.0
*315	6.50 + 0.8	8.00 + 1.0	9.50 + 1.2

* Marked sizes will be shortly introduced.

Double Wall Corrugated Pipes

THE SYSTEM

Supreme Ultra plus Double Wall Corrugated (DWC) pipes are stronger than solid wall pipes of the same wall thickness. These pipes have a unique wall structure with a corrugated structure externally and a smooth surface internally. This specific structure gives the pipes a unique combination of stiffness and flexibility to sustain soil and traffic loads, while the smooth inner surface allows uninterrupted flow without any blockage. These pipes are manufactured using state of the art technology that offers multiple benefits, especially they are much lighter than any conventional pipes and even lighter than the solid wall plastic (PVC, HDPE or PP) pipes. This remarkable material property gives these pipes an edge over many other pipes in terms of handling and installation.

Supreme Ultra plus DWC Pipe offers multiple features like a smooth inner surface for better flow characteristics, high flexibility, superior strength to weight ratio, and the highest ability to support and distribute live and dead loads thereby meeting every installation condition. Moreover, these pipes perform exceptionally well in high and low cover situations.

All pipes are supplied in plain ends with separate couplers while the pipes from 300 to 800 mm sizes are also offered with integral sockets.

FEATURES AND BENEFITS

Great flexibility - Being light in weight and elastic nature, these pipes offer lot of flexibility while installation as they are adaptable to any type of contour patterns.

Excellent stiffness - Suitable to withstand heavy overload pressure (soil and traffic loads) and sustain various loads that will encounter during installation and in use.

Perfect hydraulic properties - Glass smooth inner surface having manning's coefficient 0.009 – 0.010 (which remain constant without any deterioration during life expectancy) helps in rapid disposal of flowing waste. Such a smooth surface greatly reduces the possibility of blockages and maximizes the flow characteristics and therefore carrying capacity increases by @ 40% over concrete pipes.

Excellent chemical, corrosion and abrasion resistance properties - Being in plastics, these pipes are free from corrosion and offer excellent resistance to wide range of chemicals. These pipes have excellent abrasion resistance which gives an edge over metal and concrete pipes.

Watertight joints - Joints are 100% watertight and hence free from any infiltration, ex-filtration and root penetration. Due to this feature, surroundings remain unaffected and possibility of soil or underground water pollution is eliminated.

Easy and quick installation - Due to longer lengths and lighter weight pipes, installation becomes very convenient and fast. These pipes are very easy to joint using slip-on techniques (Pipes are supplied either with integrally welded couplers or separate couplers). Unlike conventional concrete or metallic pipes, these pipes do not require any heavy handling equipment for installation due to their light weight property. These pipes can be easily laid in constrained areas thereby saving additional extraneous costs.

Maintenance free – Being free from scaling, encrustation and chemical re-activeness there is no need of any regular maintenance. Occasional flushing with water keeps the surface smooth and helps in enhancing the functionality.

Long life - Being free from corrosion, chemical reactiveness and excellent abrasion resistance these pipes can last over a centur y.

Cost effective - 60 to 70% weight saving in comparison to solid wall plastic pipes and 95% lighter than concrete pipes makes these pipe much cost effective.

Eco-friendly - Processing and reprocessing of these pipes does not have any adverse impact on the environment, watertight joints the possibility of soil and underground water pollution.

Applications

Supreme Ultra plus DWC pipes can be used for varied application as mentioned below: -

- Underground drainage and sewer application
- Disposal of industrial effluents
- Storm water drainage
- Rainwater harvesting and ground water recharge
- Road/highway cross drainage

These applications are very few and the PE DWC pipes are finding new usages almost regularly and adding further benefits to this superior technological marvel at a very fast pace.

Adapter for DWC pipes

The specially designed adapters manufactured by the Company are required for connecting double wall corrugated pipes with the inspection chambers or manholes and/or to connect R/R or pasted type socketed PVC pipes with the DWC pipes.

PIPES



Dimensions of DWC Pipes as per IS:16098 (Part 2)

Nominal sizeDN/ID series (mm)	Approx ID (mm)	Approx OD (mm)
75	75.0	90.0
100	98.0	116.0
135	131.0	156.0
150	148.5	172.5
170	166.0	198.0
200	197.4	230.5
250	248.5	289.0
300	300.0	350.0
400	395.2	465.0
500	496.7	577.0
600	594.6	685.0
800	787.0	925.0

DWC pipesareavailable in SN 4andSN 8 stiffness class

FITTINGS

Item Code	Size mm	Socket Type	Box qty.
DWCFC000100K	*75	SxS	
DWCFC000135K	100	SxS	
DWCFC000150K	135	SxS	
DWCFC000170K	150	SxS	
DWCFC000200K	170	SxS	
DWCFC000250K	200	SxS	
DWCFC000300K	250	SxS	
DWCFC000400K	300	SxS	
DWCFC000500K	400	SxS	
DWCFC000600K	500	SxS	
	600	SxS	
	*800	SxS	

Coupler
(with RubberRing)

Item Code	Size mm	Socket Type	Box qty.
RLDWCB90100BK	100	SxS	12
RLUDWCB150BK	150	SxS	3
RLUDWCB204BK	200	SxS	2
RLUDWCB250BK	250	SxS	1
RLUDWCB300BK	300	SxS	1

Bend 90°

Item Code	Size mm	Socket Type	Box qty.
RLUDWCB152BK	150	SxS	6
RLUDWCB200BK	200	SxS	2
RLUDWCB251BK	250	SxS	1

Bend 60°

Item Code	Size mm	Socket Type	Box qty.
RLDWCB45100BK	100	SxS	12
RLUDWCB151BK	150	SxS	6
RLUDWCB201BK	200	SxS	2
RLUDWCB254BK	250	SxS	1
RLUDWCB301BK	300	SxS	1



Bend 45°

Item Code	Size mm	Socket Type	Box qty.
RLUDWCB153BK	150	SxS	6
RLUDWCB205BK	200	SxS	3
RLUDWCB253BK	250	SxS	1



Bend 30°

Item Code	Size mm	Socket Type	Box qty.
RLUDWCB154BK	150	SxS	6
RLUDWCB202BK	200	SxS	3
RLUDWCB252BK	250	SxS	1



Bend 22.5°

Item Code	Size mm	Socket Type	Box qty.
RLUDWCB155BK	150	SxS	6
RLUDWCB203BK	200	SxS	3
RLUDWCB255BK	250	SxS	1



Bend 11.25°

Item Code	Size mm	Socket Type	Box qty.
RLUDWCT100BK	100	SxS	10
RLUDWCT150BK	150	SxS	2
RLUDWCT200BK	200	SxS	2
RLUDWCT250BK	250	SxS	1
RLUDWCT300BK	300	SxS	1

Equal Tee

Item Code	Size mm	Socket Type	Box qty.
RLUDWCE150BK	150	SxS	2

Cross Tee

Item Code	Size mm	Socket Type	Box qty.
RLUDWCY150BK	150	SxS	2



Single Y

Item Code	Size mm	Socket Type	Box qty.
MHDDWCADAP0160BK	160x150	SpgxS	
MHDDWCADAP0200BK	200x150	SpgxS	
MHDDWCADAP0201BK	200x200	SpgxS	
RLUDWCA250BK	250x200	SpgxS	3
RLUDWCA251BK	250x250	SpgxS	2
RLUDWCA315BK	315x250	SpgxS	1
RLUDWCA356BK	315x315	SpgxS	1

Adapter

Item Code	Size mm	Socket Type	Box qty.
FPU0EDA010BK	110 x 110	SpgxS	
FPU0EDA011BK	100 x 150	SpgxS	
FPU0EDA017BK	160 x 160	SpgxS	
FPU0EDA018BK	100 x 200	SpgxS	
FPU0EDA019BK	160 x 200	SpgxS	
FPPU0EDA20BK	250 x 100	SpgxS	
FPPU0EDA21BK	200 x 400	SpgxS	
FPU0EDA401BK	250 x 200	SpgxS	

Adapter (PE)

Item Code	Size mm	Socket Type	Box qty.
FPP3DWC110LG	110 x 110	SxS	
FPP3DWC162LG	160 x 160	SxS	
FPP3DWC250LG	250 x 200	SxS	
FPP3DWC315LG	315 x 200	SxS	

Adapter (PVC)

Item Code	Size mm	Socket Type	Box qty.
1605072	75		
1603303	100		
1603304	135		
1603305	150		
1603306	170		
1600817	200		
1603307	250		
1602308	300		
1604304	400		
1600819	500		
1604305	600		
1600818	800		
1602306			
1604307			
1604308			
1604309			

Rubber Seal



Jointing Fixture

* Marked products will be shortly introduced.

PE PIPES

HDPE pipes arealso available in 63 to 630mm in PN 2.5 to PN 16 pressure classes. These pipes are manufactured as per IS:14333-1996 and are available in 6m length. The pipes are joined either by click ring type fittings or by butt welding making them absolutely watertight. These pipes are most useful in an undulating terrain.

Dimensions of HDPE Pipe - PE 63 as per IS:14333-1996

Dia	PN 2.5		PN 4		PN 6		PN 8		PN 10		PN 12.5		PN 16	
DN	Min	Max	Min	Max	Min	Max	Min	Max	Min	Max	Min	Max	Min	Max
63	-	-	4.0	4.6	5.8	6.7	7.5	8.5	9.0	10.1	10.9	12.2	13.3	14.9
75	3.0	3.5	1.7	5.4	6.9	7.8	8.9	10.0	10.8	12.1	13.0	14.5	15.8	17.6
90	3.6	4.2	5.7	6.5	8.2	9.3	10.6	11.9	12.9	14.4	15.6	17.4	19.0	21.1
110	4.4	5.1	6.9	7.8	10.0	11.2	13.0	14.5	15.8	17.6	19.0	21.1	23.2	25.8
125	5.0	5.7	7.9	8.9	11.4	12.8	14.8	16.5	17.9	19.9	21.6	24.0	26.4	29.3
140	5.6	6.4	8.8	9.9	12.8	14.3	16.5	18.4	20.0	22.2	24.0	26.4	29.5	32.7
160	6.4	7.3	10.0	11.2	14.6	16.3	18.9	21.0	22.9	25.4	27.6	30.6	33.7	37.3
180	7.2	8.2	11.3	12.7	16.4	18.3	21.2	23.6	25.8	28.6	31.1	34.5	37.9	41.9
200	8.0	9.0	12.5	14.0	18.3	20.3	23.6	26.2	28.6	31.7	34.5	38.2	45.2	46.7
225	9.0	10.1	14.1	15.8	20.5	22.8	26.5	29.4	32.2	35.7	38.8	42.9	47.4	52.4
250	10.0	11.2	15.7	17.5	22.8	25.3	29.5	32.7	35.8	39.6	43.2	47.8	52.7	58.2
280	11.2	12.6	17.5	19.5	25.5	28.3	33.0	36.5	40.0	44.2	48.3	53.4	-	-
315	12.6	14.1	19.7	21.9	28.7	31.8	37.1	41.1	45.0	49.7	54.4	60.1	-	-
355	14.2	15.9	22.2	24.7	32.3	35.8	41.8	46.2	50.8	56.1	-	-	-	-
400	16.0	18.6	25.0	29.0	36.4	42.1	47.1	54.4	57.2	66.0	-	-	-	-
450	18.0	20.9	28.2	32.7	41.0	47.4	53.0	61.2	-	-	-	-	-	-
500	20.0	23.2	31.3	36.2	45.5	52.6	-	-	-	-	-	-	-	-
560	22.4	26.0	35.0	40.5	51.0	58.9	-	-	-	-	-	-	-	-
630	25.2	29.2	39.4	45.6	57.3	66.1	-	-	-	-	-	-	-	-

Dimensions of HDPE Pipe - PE 80 as per IS:14333-1996

Dia	PN 2.5		PN 4		PN 6		PN 8		PN 10		PN 12.5		PN 16	
DN	Min	Max	Min	Max	Min	Max	Min	Max	Min	Max	Min	Max	Min	Max
63	-	-	3.0	3.5	4.4	5.1	5.8	6.6	7.0	7.9	8.6	9.7	10.5	11.8
75	2.3	2.8	3.6	4.2	5.3	6.1	6.9	7.8	8.4	9.5	10.2	11.5	12.5	14.0
90	2.8	3.3	4.3	5.0	6.3	7.8	8.2	9.3	10.0	11.2	12.2	13.7	15.0	16.7
110	3.4	1.0	5.3	6.1	7.7	8.7	10.0	11.2	12.3	13.8	14.9	16.6	18.4	20.5
125	3.8	1.4	6.0	6.8	8.8	9.9	11.4	12.8	13.9	15.5	16.9	18.8	20.9	23.2
140	4.3	5.0	6.7	7.6	9.8	11.0	12.8	14.3	15.6	17.4	19.0	21.1	23.4	26.0
160	4.9	5.6	7.7	8.7	11.2	12.6	14.6	16.3	17.8	19.8	21.7	24.1	26.7	29.6
180	5.5	6.3	8.6	9.7	12.6	14.1	16.4	18.3	20.0	22.2	24.1	27.1	30.1	33.2
200	6.1	7.0	9.6	10.8	14.0	15.6	18.2	20.3	22.3	24.8	27.1	30.1	33.4	37.0
225	6.9	7.8	10.8	12.1	15.7	17.5	20.5	22.8	25.0	27.7	30.5	33.8	37.8	41.5
250	7.6	8.6	12.0	13.4	17.5	19.5	22.8	25.3	28.7	30.8	33.8	37.4	41.7	46.1
280	8.5	9.6	13.4	15.0	19.6	21.8	25.5	28.3	31.2	34.6	37.9	41.9	46.7	51.6
315	9.6	10.8	15.0	16.7	22.7	24.4	28.7	31.8	35.0	38.7	42.6	47.1	52.5	58.0
355	10.8	12.1	17.0	18.9	24.8	27.5	32.3	35.8	39.5	43.7	48.0	53.0	59.2	65.4
400	12.2	14.3	19.1	22.2	28.0	32.4	36.4	42.1	44.5	51.4	54.1	62.5	-	-
450	13.7	16.0	21.5	25.0	31.4	36.4	41.0	47.4	50.0	57.7	-	-	-	-
500	15.2	17.7	23.9	27.7	34.9	40.4	45.5	52.6	55.6	64.2	-	-	-	-
560	17.0	19.8	26.7	31.0	39.1	45.2	51.0	58.9	-	-	-	-	-	-
630	19.1	22.2	30.0	34.7	44.0	50.8	57.3	66.1	-	-	-	-	-	-
710	21.6	25.1	33.9	39.2	49.2	57.3	-	-	-	-	-	-	-	-
800	24.3	28.2	38.1	44.1	55.9	64.5	-	-	-	-	-	-	-	-

Dimensions of HDPE Pipe - PE 100 as per IS:14333-1996

Dia	PN 6		PN 8		PN 10		PN 12.5		PN 16	
DN	Min	Max	Min	Max	Min	Max	Min	Max	Min	Max
63	3.6	4.2	4.7	5.4	5.8	6.6	7.0	7.9	8.7	9.8
75	4.3	5.0	5.6	6.4	6.9	7.8	8.4	9.5	10.4	11.7
90	5.1	5.9	6.7	7.6	8.2	9.3	10.0	11.2	12.5	14.0
110	6.3	7.2	8.2	9.3	10.0	11.2	12.3	13.8	15.2	17.0
125	7.1	8.1	9.3	10.5	11.4	12.8	13.9	15.5	17.3	19.3
140	8.0	9.0	10.4	11.7	12.8	14.3	15.6	17.4	19.4	21.6
160	9.1	10.3	11.9	13.3	14.6	16.3	17.8	19.8	22.1	24.6
180	10.2	11.5	13.4	15.0	16.4	18.3	20.0	22.2	24.9	27.6
200	11.4	12.8	14.9	16.6	18.2	20.3	22.3	24.8	27.6	30.6
225	12.8	14.3	16.7	18.6	20.5	22.8	25.0	27.7	31.4	34.5
250	14.2	15.9	18.6	20.7	22.8	25.3	27.8	30.8	34.5	38.2
280	15.9	17.7	20.8	23.1	25.5	28.3	31.2	34.6	38.7	42.8
315	17.9	19.9	23.4	26.0	28.7	31.8	35.0	38.7	43.5	48.1
355	20.1	22.4	26.3	29.2	32.3	35.8	39.5	43.7	49.0	54.1
400	22.7	26.4	29.7	34.4	36.4	42.1	44.5	51.4	55.2	63.7
450	25.5	29.6	33.4	38.7	41.0	47.4	50.0	57.7	-	-
500	28.4	32.9	37.1	42.9	45.5	52.6	55.6	64.2	-	-
560	31.7	36.7	41.5	48.0	51.0	58.9	-	-	-	-
630	35.7	41.3	46.7	54.0	57.3	68.1	-	-	-	-
710	40.2	46.5	52.6	60.7	-	-	-	-	-	-
800	45.3	52.3	-	-	-	-	-	-	-	-

Gratings for Covering Surface Drains

Grating for surface drain is one more useful product offered by the company. Concrete or cast iron Gratings that are being used presently are associated with several problems such as heavy weight and corrosion making them difficult to handle, install and are expensive. The gratings in plastics are free from the aforesaid problems and in fact, have several more advantages that make the product a superior choice for surface drain covers.

Advantages

- Light weight, easy to handle and store.
- Ease of installation.
- Versatile.
- Excellent corrosion and chemical resistance.
- Tough and durable.
- Environment friendly.
- Less prone to thefts.
- Cost effective.
- Superior substitute to CI and concrete gratings.

Fields of Applications

The Supreme gratings offer the correct solution for surface drains, in various applications like pavements, road side curbs, cycle paths, car-parks, school yards, play grounds, shopping malls, storage yards, sports grounds, building terraces and balconies, side drains in building complexes and several other applications.

Strength of Grating

Gratings are designed for parking and light traffic movements with designed wheel load of 1.5 MT.

Range

Gratings are available in standard lengths of 500 and 600mm and in widths of 150, 200, 375 and 400mm.

Dimension details

Size (mm) (+5.0, -0.0)	Dimension			No of slots	Thickness (mm)
	A	B	C		
500 x 150	30	90	40	15	15
500 x 200	50	100	40	15	15
500 x 375	30	65	40	15	15
500 x 400	45	60	40	15	15
600 x 150	30	90	45	18	15
600 x 200	50	100	45	18	15
600 x 375	30	65	45	18	15
600 x 400	45	60	45	18	15



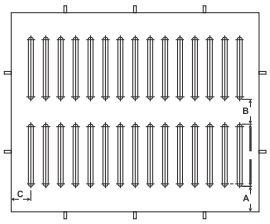

THE SYSTEM

TheSupreme Safegard® septic tanks are designed to provide a better substitute to existing conventional brick and mortar septic tanks or tanks made out of Hume pipes. Conventional septic tanks are associated with multiple problems of corrosion and leakages thereby polluting soil and ground water. Besides cumbersome and time consuming construction and repeated maintenance requirements, the life span of these concrete tanks is short and uncertain. On the other hand, Supreme Safegard® septic tanks are free from the above problems and offer many outstanding features.

Product Range

We offer septic tanks in different sizes ranging from 1000 to 29,500 ltrs capacity. Septic tanks up to 3000 ltrs are available in vertical design which has two separate integral compartment for proper settlement & decomposition of solid waste whereas, the septic tanks above 5500 ltrs capacity have modular horizontal design. Different modular units can be connected with each other for increased capacity up to 29,500 ltrs.

FEATURES AND BENEFITS

Rotationallymoulded, one-piece construction - Supreme Safegard® septic tanks are manufactured by rotational moulding process which produces a one piece, seamless, watertight and strong product.

Unique design - Safegard® septic tanks have unique patented design which allows vertical settlement of the solids and are found to be much more efficient than conventionally built septic tanks.

Great strength - Robust design with unique rib structure provides superior structural integrity to the tank to meet various loading and handling requirements.

Simple and quick Installation - Safegard® ready to use septic tanks are light in weight making the installation very simple and quick. Minimum requirement of excavation further saves lot of time, energy and costs. Installation of these tanks can be carried out even by unskilled workers with little training. Any Safegard® septic tank can be transported to the job site in a pickup van and needs just two people to carry.

Excellent chemical resistance - Unlike conventional tanks, polyethylene is unaffected by soil chemicals and the chemicals and gases present in sewage. Therefore Supreme Safegard® septic tanks do not rust or corrode and require no additional coatings. Safegard® septic tanks are absolutely safe against ill effects of hydrogen sulphide (H_2S), a common problem with masonry or concrete septic tanks or the ones made from Hume pipes. Manufactred under strict quality guidelines, Safegard® ensures an environmentally safe septic system.

Hygienic and safe - It is 100% watertight and hence guarantees against leakages preventing soil and ground water pollution.

Minimal maintenance required for these tanks saves time and costs.

Long life - expected to last 50 years i.e. the life time of a building.

Ready to install complete pre-plumbed set - Safegard® tanks are supplied as a complete set with necessary accessories like inlet and outlet connections, rodding eye, extension piece, cover and watertight seals on all joints. Thus, the tank that you receive is ready for installation.

Other features of Supreme Safegard® septic tanks -

(a)Free from corrosion and subsequent infiltration and ex-filtration problems.

(b)No root penetration.

(c)Minimum space requirement – Being available in ready to use form, these tanks can be installed in minimum space with minimum excavation.

(d)Can be relocated.

(e) Eco-friendly.

Product Range

Item Code	Size in ltrs.
Septic Tank - Vertical	
RLSVST1000I	1000
B	1500
RLSVST1500I	2000
B	3000
RLSVST2002I	
B	
RLSVST1001IB	1000
RLSVST3000I	
RLSVST1501IB	1500
B	
RLSVST2003IB	2000
RLSVST3001IB	3000
(withextensionpiece)	

Septic Tank - Modular

RLSMST5500IB	5500	(Stand alone)
RLSMST9500IB	9500	(Domed end 4750 ltrs x 2 nos.)
RLSMST1350IB	13500	(Domed end 4750 ltrs x 2 nos. + Inner 4000 ltrs x 1 no.)
RLSMST1750IB	17500	(Domed end 4750 ltrs x 2 nos. + Inner 4000 ltrs x 2 nos.)
RLSMST2150IB	21500	(Domed end 4750 ltrs x 2 nos. + Inner 4000 ltrs x 3 nos.)
RLSMST2550IB	25500	(Domed end 4750 ltrs x 2 nos. + Inner 4000 ltrs x 4 nos.)
RLSMST2950IB	29500	(Domed end 4750 ltrs x 2 nos. + Inner 4000 ltrs x 5 nos.)

Extension Piece

Item Code	Size (mm)
RLSEXT0500BK	500 (long)
RLSEXT0300BK	300 (long)
RLSEXT0150BK	150 (long)

Cover

Item Code	Size (mm)
RLSCOV0500BK (Vertical Tank)	500
RLSCOV0600BK (Modular Tank)	600

Rubber Seal

-	50
-	75
160245	110
4	160
160245	200
5	
160245	
8	

Hole Saw

4100410	50
4100566	75
4100412	110
4100517	160
4100411	200

Note: Rubber Seal and Hole Saw can be used for Amrutam Underground Water Tanks.

THE SYSTEM

STPisafacilityto treat waste water collected from the households, colonies, townships or cities. Wastewater contains contaminants that include bacteria, organic chemicals and other toxins. STP aims at reducing these contaminants to the acceptable level. Micro-organisms converts the polluted water, sewage, waste etc. into the clean or clear water. STP improves the quality of water and makes it safe for disposal or discharge back into the environment or the treated water can also be reused for the purpose of gardening, irrigation, flushing etc. depending on the degree of treatments involved.

Safegard Packaged STP's - Design Objectives

- Achieve the desired results on a consistent and sustained basis
- Lasts for at least 10-15 years without major maintenance or repairs
- Achieve the desired treated water quality in minimum cost
- Facilitate user- friendly installation
- Easy operation and maintenance

Applications

- Residential and Commercial Complexes
- Public Gardens and National Parks
- Hotels and Resorts
- Restaurants
- Institutions
- I ndustries
- Domesticwaste water
- Hospitals
- Temples
- Government Offices
- Labour Quarters
- Townships

Product Range

We offer packaged sewage treatment plants in different sizes ranging from 1 KLD to 30 KLD capacities as given below

Sr. No.	Model	Capacity (KLD)
1	SPSTP-5	1 to 5
2	SPSTP-10	6 to 10
3	SPSTP-15	11 to 15
4	SPSTP-20	16 to 20
5	SPSTP-25	21 to 25
6	SPSTP-30	26 to 30

Note: Project specific STP designs will be provided especially for the sizes over 30 KLD capacities.

FEATURES AND BENEFITS

- Intelligent combinationof anaerobic and aerobic treatment
- Excellent effluent quality - Meets SPCB/CPCB requirements
- Excellent treatment efficiency and energy efficient
- Hygienic and safe operation
- Free from leakages, breakages and blockages
- No root penetration and fungal growth
- Rust proof
- Minimal sludge generation
- 70% reduction in O & M cost compared to conventional STP's
- Compact space saving design
- Minimum intervention with self-sustainability
- Availability with a design option for underground or above the ground installation or its combination.
- Available from 5 to 100 KLD capacities
- No chemical dosing
- Simple, quick and user friendly installation
- Aesthetic view and noise free working
- PLC based automatic operation
- Fully automatic operation - no need of skilled supervision

After successfully introducing 'Nu-Drain underground drainage system' and 'Safegard readymade septic tanks', we are pleased to introduce yet another innovative and useful product i.e. mobile **'Readymade Toilet Blocks and Urinals'.** These products are introduced under the brand name "Cleanage®". The modular toilet blocks having European WC is provided with overhead water tank and flushing arrangement. Modular toilet blocks can be installed in a series with minimum space requirement. These superior products offer multiple advantages and are in line with central Govt's initiatives to provide sanitation for all and will certainly enhance the quality of life by improving the quality of sanitation across the country.

FEATURES AND BENEFITS

- Can be installed and put to use without any loss of time
- Complete in all respects with required traps, plumbing accessories and electrical connections
- Light weight yet strong and sturdy
- Easy and quick installation
- Elegant look
- Easy to clean and maintain
- Long life

Fields of Applications

- Rural sanitation
- Constructions sites
- Schools and hospitals
- Public places in municipal areas
- Sporting events
- Different events and religious gatherings like Kumbh melas, fairs (yatras) etc.
- Military camps
- Park and gardens

Technical Specifications

Overall dimensions

Readymade toilet block	:	2450 (H) x 1080 (W) x 930 (B)
Modular toilet block	:	
- Single unit	:	2644 (H) x 970 (W) x 957 (L)
- Modular in series	:	2644 (H) x 970 (W) x (No. of toilets x 957) (L)
Size of outlet	:	110 mm (for toilet block) 75 mm (for ladies urinal)

(All dimensions are in mm)

Product Range

Item Code	
RLSPCTB001CR	Toilet Block (Indian)
RLSPCTT001CR	Toilet Top
Indian Base RLSMTBLU01PB (W/Otank) - 1Unit RLSMTBLU02PB RLSMTBLU03PB (W/O tank) - 2Units RLSMTBLU04PB (Withtank) - 2Units **European Base** RLSMTBLU05PB RLSMTBLU06PB (Withtank) - 1Unit	Modular Toilet Block
RLSMBBLU01PB (Withtank) - 1Unit	Bathroom

Item Code	
RLSPCLU001MP	Ladies Urinal Block
RLSPC TS001DG	Toilet Base (Indian)
RLSMTEB000WH (White) RLSMTEB000TG (Gray)	Toilet Base (European)
RLSPLUB001DG	 Ladies Urinal Base

After successfully introducing many innovative and value added products like Nu-drain underground drainage system, Safegard readymade septic tanks and readymade toilet blocks, we are pleased to introduce Cleanage readymade men's urinals, an innovative and useful product to promote hygiene at public places. This superior product equipped with multiple features and is in line with central Govt's initiatives to provide sanitation for all and will certainly enhance the quality of sanitation across the country.

FEATURES AND BENEFITS

- Readymade structure with in-built accessories
- Compact and user friendly
- In-built flushing mechanism
- Can be immediately commissioned
- Easy and fast installation
- Minimal maintenance
- Cost effective
- Long life

Applications

- Public places in rural and municipal areas
- Construction sites
- Schools and hospitals
- Sport events
- Different events and religious gatherings like kumbh melas, fairs (yatras) etc.
- Military camps
- Park and gardens

Technical Specifications

Material	:	Polyethylene
Overall dimensions	:	2975 (H) x 1180 (W) x 1180 (L) mm
Size of outlet	:	75 mm

Product Range

Item Code

RLMAU000000SB
RLMAU0000000G

(O Green)

THE SYSTEM

Supreme CableGUARD Double Wall Corrugated (DWC) cable duct pipes have a unique wall structure with corrugated structure externally and smooth surface internally. This specific structure ensures a wonderful combination of lowest inner friction, higher flexibility and superior strength to weight ratio. The corrugated structure on the external surface of the pipes provides highest ability to support and distribute live and dead loads, thereby meeting requirements of every installation. These pipes are designed for exceptional performance to sustain soil and traffic loads, that the pipes may encounter in service under buried condition in high and low cover situation. Excellent crush strength, bending radius and superior pulling ability makes Supreme CableGUARD pipes an ideal choice for cable ducting.

FEATURES AND BENEFITS

Excellentstiffness–Suitabletowithstand heavy overload and high impacts.

Great flexibility - Being light in weight and elastic in nature, these pipes are easy to transport and install.

Mirror smooth inner surface – Easy insertion and pulling of cables.

Excellent chemical, corrosion and abrasion resistance proper ties.

Anti-Rodent property - To safeguard against rodent infestation.

No flame propagating property - For protection against flame propagation

Watertight joints and moisture proof

Maintenance free

Long life

Cost effective - High strength to weight ratio, longer life expectancy and higher structural integrity makes these pipes cost effective.

Easy and quick installation- Due to longer lengths and lighter weight of pipes, installation becomes very convenient and fast.

Eco-friendly

Applications

- Powercables indistribution network
- Telecom and optical fiber network
- Casing for signaling cables in Railways and Airports
- Solar power cable protection
- Street light cables
- Level crossings and platforms in Highways, Over bridge, Flyovers and Tunnels
- Protection for plumbing pipes
- CCTV cables

Product Range

Manufactured using state of-the-art technology, conforming to the IS:16205 Part 24 standard, the Supreme CableGUARD pipes and fittings are offered in 40 to 120 mm sizes in type 450 (450 N).

We are equipped to carry out all stringent tests as per the standard. This helps us to maintain superior unmatched quality that ensures trouble free performance of the products.



Pipes

Dimension Chart

Size	Outer Diameter		Inner Diameter
	Min	Max	
40	40.0	40.8	31.5 (min. 30)
50	50.0	51.0	39.3 (min. 37)
63	63.0	64.2	50.5 (min. 47)
75	75.0	76.4	59.8 (min. 56)
90	90.0	91.7	74.9 (min. 67)
120	120.0	122.2	103.5 (min. 90)

(alldimensionsarein mm)

Standard Lengths

Outer Diameter (mm)	Pipe Length (m)	Coil Length (m)
40	6	50 and 100
50	6	50 and 100
63	6	50 and 100
75	6	50 and 100
90	6	50
120	6	50

Note : *Presently, we offer these pipes in orange color; however, the pipes can also be made available in other colors based on the requirement from the market.*

Fittings

Presently90° Bend and Equal Tee in 40, 50, 63, 75, 90 and 120mm sizes are made available.



THE SYSTEM

Supremeoffers an exhaustive range of uPVC pressure pipes and fittings. Pressure pipes are manufactured as per IS:4985- 2000 standards and are made available in 20 to 450mm sizes in different pressure classes. Pipes with both types of joints i.e. solvent cement type and elastomeric rubber seal type are available. Varieties of moulded fittings and wide range of handmade fittings are also available to offer complete system solution. Moulded fittings are manufactured as per IS:7834 and fabricated fittings are manufactured as per IS:10124 and company standards. These pipes and fittings are used for a variety of applications like irrigation, water supply, industrial process lines, swimming pools, firefighting mains etc. These pipes are superior to CI, Dl or RCC pipes as they are light in weight, easy and quick to install, have excellent corrosion and chemical resistance, higher flow rates, longer life and
economy. These pipes have the approval of MJP.

FEATURES AND BENEFITS

Strong and reliable - Supreme uPVC Pressure pipes and fittings are manufactured using best quality virgin raw material and state of the art equipments and hence they are very strong, durable and reliable.

Odorless and hygienic - These pipes are an excellent choice for carrying potable water as they do not allow contamination.

High corrosion resistance - Being immune to chemical, electrolytic and galvanic action, these pipes are free from corrosion which ensures a much longer and useful life.

High chemical resistance - Pipes offer excellent resistance to acids, oxidizing agents, alkalis, oils and domestic effluents.

Smooth bore - Pipes have a mirror smooth inner surface and hence better flow characteristics in comparison to AC, CI & GI pipes. This helps to reduce friction losses and pumping costs. **Self extinguishing quality -** This feature eliminates the need for fire resistant coatings.

Maintenance free - Corrosion resistance property of the PVC pipes eliminates the need for repeated painting or coating like in the case of GI pipes.

Economical - Despite being superior to conventional pipes, Supreme PVC pipes are very light in weight and last much longer than older piping systems offering a great economy in handling, transportation, installation and replacement.

PIPES

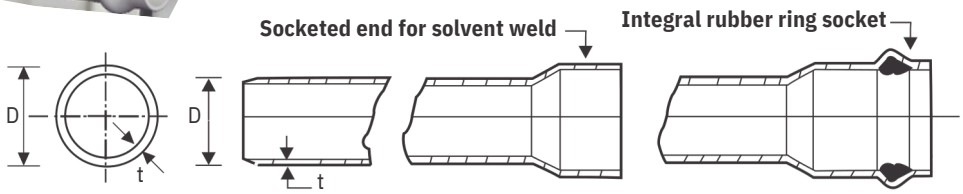

Dimensions of uPVC Pressure Pipes as per IS:4985-2021

Nominal outside diameter (D)	Tolerance on outside diameter	Wall thickness (t) mm													
		Class 1(PN) 2.5 kgf/cm²		Class 2(PN) 4 kgf/cm²		Class 3(PN) 6 kgf/cm²		Class 4(PN) 8 kgf/cm²		Class 5(PN) 10 kgf/cm²		Class 6(PN) 12.5 kgf/cm²		Plumbing pipes	
		Min	Max	Min	Max	Min	Max	Min	Max	Min	Max	Min	Max	Min	Max
20	+ 0.3	-	-	-	-	-	-	-	-	1.1	1.5	1.4	1.8	2.	3.3
25	+ 0.3	-	-	-	-	-	-	1.2	1.6	1.4	1.8	1.7	2.1	8	3.4
32	+ 0.3	-	-	-	-	-	-	1.5	1.9	1.8	2.2	2.2	2.7	2.	3.9
40	+ 0.3	-	-	-	-	1.4	1.8	1.8	2.2	2.2	2.7	2.8	3.3	9	4.2
50	+ 0.3	-	-	-	-	1.7	2.1	2.3	2.8	2.8	3.3	3.4	4.0	3.	4.3
63	+ 0.3	-	-	1.5	1.9	2.2	2.7	2.8	3.3	3.5	4.1	4.3	5.0	4	
75	+ 0.3	-	-	1.8	2.2	2.6	3.1	3.4	4.0	4.2	4.9	5.1	5.9	3.	
90	+ 0.3	1.3	1.7	2.1	2.6	3.1	3.7	4.0	4.6	5.0	5.7	6.1	7.1	6	
110	+ 0.4	1.6	2.0	2.5	3.0	3.7	4.3	4.9	5.6	6.1	7.1	7.5	8.7	3.	
125	+ 0.4	-	-	2.9	3.4	4.3	5.0	-	-	-	-	-	-	7	
140	+ 0.5	2.0	2.4	3.2	3.8	4.8	5.5	6.3	7.3	7.7	8.9	9.5	11.0		
160	+ 0.5	2.3	2.8	3.7	4.3	5.4	6.2	7.2	8.3	8.8	10.2	10.9	12.6		
180	+ 0.6	2.6	3.1	4.2	4.9	6.1	7.1	8.0	9.2	9.9	11.4	12.2	14.1		
200	+ 0.6	2.9	3.4	4.6	5.3	6.8	7.9	8.9	10.3	11.0	12.7	13.6	15.7		
225	+ 0.7	3.3	3.9	5.2	6.0	7.6	8.8	10.0	11.5	12.4	14.3	15.3	17.6		
250	+ 0.8	3.6	4.2	5.7	6.5	8.5	9.8	11.2	12.9	13.8	15.9	17.0	19.6		
280	+ 0.9	4.1	4.8	6.4	7.4	9.5	11.0	12.5	14.4	15.4	17.8	-	-		
315	+ 1.0	4.6	5.3	7.2	8.3	10.7	12.4	14.0	16.1	17.3	19.9	-	-		
355	+ 1.1	5.1	5.9	8.1	9.4	12.0	13.8	15.8	18.2	-	-	-	-		
400	+ 1.2	5.8	6.7	9.1	10.5	13.5	15.6	-	-	-	-	-	-		
450	+ 1.4	6.5	7.5	10.3	11.9	15.2	17.5	-	-	-	-	-	-		

Note: 1) Pipes are offered in Light Grey (LG) and/or Dark Grey (DG) colours in standard lengths of 6m. Pipes are offered plain or socketed, based on diameter and class of pipe. 2) Ringtight pipes with integral rubber ring socket (Elastomeric joint) are available from 63mm to 315mm in 4, 6 and 10 kgf/cm² pressure class.
3) Prefix "PN" indicates Nominal Pressure, i.e., working pressure.

FITTINGS

Item Code	Size in mm	Pressure Class (kgf/cm²)	Box qty.
MP1A1CPL063L	63	1	335
MP1A1CPL075L	75	1	200
MP1A1CPL090L	90	1	100
MP1A1CPL110L	110	1	60
MP1A3CPL050L	50	3	130
MP1A3CPL140L	140	3	24
MP1A4CPL063L	63	4	90
MP1A4CPL075L	75	4	68
MP1A4CPL090L	90	4	34
MP1A4CPL110L	110	4	21
MP1A4CPL140L	140	4	20
MP1A4CPL160L	160	4	16
MP1A4CPL180L	180	4	10
MP1A4CPL200L	200	4	6
MP1A6CPL040L	40	6	190
MP1A6CPL050L	50	6	160
MP1A6CPL063L	63	6	200
MP1A6CPL075L	75	6	60
MP1A6CPL090L	90	6	24
MP1A6CPL110L	110	6	48
MP1A6CPL140L	140	6	18
MP1A6CPL160L	160	6	16
MP1A6CPL200L	200	6	6
MP1A6CPL250L	250	6	2
MP1ATCPL020L	20	10	800
MP1ATCPL025L	25	10	500
MP1ATCPL032L	32	10	300
MP1ATCPL040L	40	10	175
MP1ATCPL050L	50	10	100
MP1ATCPL063L	63	10	80
MP1ATCPL075L	75	10	50
MP1ATCPL090L	90	10	24
MP1ATCPL110L	110	10	18
MP1ATCPL160L	160	10	5
MP1ASCPL020D	20	16	500
MP1ASCPL025D	25	16	300
MP1ASCPL032D	32	16	200
MP1ASCPL040D	40	16	170
MP1ASCPL050D	50	16	150
MP1ASCPL063D	63	16	90
MP1ASCPL075D	75	16	52
MP1ASCPL090D	90	16	27
MP1ASCPL110D	110	16	18
MP1A1ELB063L	63		165
MP1A1ELB075L	75		100
MP1A1ELB090L	90	1	55
MP1A1ELB110L	110	1	30
MP1A2ELB063L	63	1	150
MP1A2ELB075L	75	1	90
MP1A2ELB090L	90	2	50
MP1A2ELB110L	110	2	28
MP1A3ELB020L	20	2	600
MP1A3ELB025L	25	2	300
MP1A3ELB032L	32	3	200
MP1ANELB040L	40	3	200
MP1ANELB050L	50	3	250
MP1ANELB063L	63	3	120
MP1ANELB075L	75	3	75
MP1ANELB090L	90	3	45
MP1ANELB110L	110	3	25
MP1A3ELB160L	160	3	8
MP1A4ELB050L	50	3	95
MP1A4ELB063L	63	3	50
MP1A4ELB075L	75	4	30
MP1A4ELB090L	90	4	40
MP1A4ELB111L	110	4	24
MP1A4ELB140L	140	4	7
		4	
		4	



Coupler

Elbow 90°

Item Code	Size in mm	Pressure Class (kgf/cm²)	Box qty.
MP1A4ELB160L	160	4	5
MP1A4ELB200L	200	4	3
MP1A4ELB315L	315	4	1
MP1A6ELB040L	40	6	110
MP1A6ELB050L	50	6	90
MP1A6ELB063L	63	6	50
MP1A6ELB075L	75	6	30
MP1A6ELB090L	90	6	38
MP1A6ELB110L	110	6	20
MP1A6ELB140L	140	6	12
MP1A6ELB160L	160	6	7
MP1A6ELB180L	180	6	5
MP1A6ELB200L	200	6	3
FPP3SB9225LG	225(F)	6	L
MP1A6ELB250L	250	6	2
MP1ATELB020L	20	10	600
MP1ATELB025L	25	10	300
MP1ATELB032L	32	10	200
MP1ATELB040L	40	10	110
MP1ATELB050L	50	10	65
MP1ATELB063L	63	10	50
MP1ATELB075L	75	10	28
MP1ATELB090L	90	10	15
MP1ATELB110L	110	10	10
MP1ATELB160L	160	10	3
MP1A8ELB025L	25	12.5	350
MP1ASELB020D	20	16	400
MP1ASELB025D	25	16	400
MP1ASELB032D	32	16	180
MP1ASELB040D	40	16	140
MP1ASELB050D	50	16	85
MP1ASELB063D	63	16	45
MP1ASELB075D	75	16	30
MP1ASELB090D	90	16	16
MP1ASELB110D	110	16	8
MP1A6SSB040L		6	
MP1A6SSB050L	40	6	100
MP1A6SSB063L	50	6	55
MP1A6SSB075L	63	6	45
MP1A6SSB090L	75	6	28
MP1A8SSB025L	90	12.5	15
MP1A8SSB032L	25	12.5	300
MP1A4REB090L	32	4	160
MP1A4REA110L		4	30
MP1A4REB160L	90x63	4	12
MP1A6REA075L	110x90	6	10
MP1A6REB090L	160x110	6	30
MP1A6REB091L	75x63	6	25
MP1A6REA090L	90x50	6	30
MP1A6REC110L	90x63	6	22
MP1A6REB110L	90x75	6	15
MP1A6REA110L	110x63	6	18
MP1ATREA025L	110x75	10	12
MP1ATREB032L	110x90	10	400
MP1ATREA032L	25x20	10	250
	32x20		250
MP1A4BDF040L	32x25	4	
MP1A4BDF075L		4	150
MP1A4BDF090L	40	4	40
MP1A4BDF110L	75	4	22
MP1A4BDF140L	90	4	30
MP1A4BDF160L	110	4	16
MP1A4BDF200L	140	4	10
MP1A6BDF040L	160	6	4
MP1A6BDF050L	200	6	150
MP1A6BDF063L	40	6	125
MP1A6BDF075L	50	6	65
	63		40
	75		



Elbow 90°

Short Swept Bend

Reducing Elbow

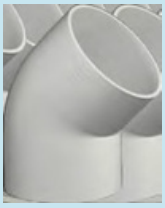

Elbow 45°

1) Fittings are offered in Light Grey (LG) and Dark Grey (DG) colours. All the fittings shown in dark grey colour are in PN 16 pressure class. 2) Prefix "PN" indicates Nominal pressure, i.e., working pressure. 3) 1, 2 and 3 kgf/cm² pressure class economical fittings are also available under the brand name of "**Smart**", "**Sufala L.W.**" and "**Sufala**" respectively. F - Fabricated.

Item Code	Size in mm	Pressure Class (kgf/cm²)	Box qty.
MP1A6BDF090L	90	6	20
MP1A6BDF110L	110	6	30
MP1A6BDF160L	160	6	3
MP1A6BDF200L	200	6	2
MP1A6BDF250L	250	6	1
MP1ATBDF020L	20	10	600
MP1ATBDF025L	25	10	400
MP1ATBDF032L	32	10	250
MP1ASBDF020D	20	16	450
MP1ASBDF025D	25	16	300
MP1ASBDF032D	32	16	250
MP1ASBDF040D	40	16	175
MP1ASBDF050D	50	16	90
MP1ASBDF063D	63	16	60
MP1ASBDF075D	75	16	32
MP1ASBDF090D	90	16	21
MP1ASBDF110D	110	16	12

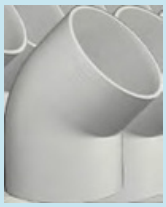



Elbow 45°

Item Code	Size in mm	Pressure Class (kgf/cm²)	Box qty.
MP1A1TEE063L	63	1	105
MP1A1TEE075L	75	1	65
MP1A1TEE090L	90	1	40
MP1A1TEE110L	110	1	22
MP1A2TEE063L	63	2	95
MP1A2TEE075L	75	2	55
MP1A2TEE090L	90	2	40
MP1A2TEE110L	110	2	20
MP1ANTEE020L	20	3	500
MP1A3TEE025L	25	3	200
MP1ANTEE032L	32	3	100
MP1A3TEE040L	40	3	125
MP1ANTEE050L	50	3	165
MP1ANTEE063L	63	3	80
MP1ANTEE075L	75	3	45
MP1ANTEE090L	90	3	30
MP1ANTEE110L	110	3	18
MP1ANTEE160L	160	3	7
MP1A4TEE050L	50	4	60
MP1A4TEE063L	63	4	24
MP1A4TEE075L	75	4	48
MP1A4TEE090L	90	4	25
MP1A4TEE110L	110	4	18
MP1A4TEE140L	140	4	8
MP1A4TEE160L	160	4	5
MP1A4TEE200L	200	4	2
MP1A4TEE315L	315	4	1
MP1A6TEE040L	40	6	110
MP1A6TEE050L	50	6	60
MP1A6TEE063L	63	6	24
MP1A6TEE075L	75	6	20
MP1A6TEE090L	90	6	12
MP1A6TEE110L	110	6	15
MP1A6TEE140L	140	6	8
MP1A6TEE160L	160	6	5
MP1A6TEE180L	180	6	3
MP1A6TEE200L	200	6	1
FPP3EQT225LG	225(F)	6	L
MP1A6TEE250L	250	6	1
MP1AT TEE020L	20	10	400
MP1AT TEE025L	25	10	200
MP1AT TEE032L	32	10	100
MP1AT TEE040L	40	10	75
MP1AT TEE050L	50	10	45
MP1AT TEE063L	63	10	33
MP1AT TEE075L	75	10	20
MP1AT TEE090L	90	10	12
MP1AT TEE110L	110	10	7
MP1AT TEE140L	140	10	6
MP1AT TEE160L	160	10	2

Equal Tee

Item Code	Size in mm	Pressure Class (kgf/cm²)	Box qty.
MP1ASTEE020D	20	16	300
MP1ASTEE025D	25	16	225
MP1ASTEE032D	32	16	150
MP1ASTEE040D	40	16	110
MP1ASTEE050D	50	16	64
MP1ASTEE063D	63	16	30
MP1ASTEE075D	75	16	20
MP1ASTEE090D	90	16	12
MP1ASTEE110D	110	16	7

Equal Tee

Item Code	Size in mm	Pressure Class (kgf/cm²)	Box qty.
MP1A6CRT063L	63	6	60
MP1A6CRT075L	75	6	35
MP1A6CRT090L	90	6	21
MP1A6CRT110L	110	6	12
MP1ATCRT025L	25	10	200
MP1ATCRT032L	32	10	100

Cross Tee

Item Code	Size in mm	Pressure Class (kgf/cm²)	Box qty.
MP1A4CTF063L	63x20	4	35
MP1A4CTE063L	63x25	4	35
MP1A4CTC063L	63x32	4	30
MP1A4CTE075L	75x25	4	24
MP1A4CTD075L	75x32	4	25
MP1A6C TC040L	40x20	6	80
	*40x32	6	
MP1A6CTB063L	63x40	6	25
	*75x40	6	

Reducing Cross Tee

Item Code	Size in mm	Pressure Class (kgf/cm²)	Box qty.
MP1A4RTA075L	75x63	4	50
MP1A4RTB091L	90x63	4	34
MP1A4RTA090L	90x75	4	30
MP1A4RTB110L	110x75	4	22
MP1A4RTA110L	110x90	4	20
MP1A4RTD160L	160x75	4	7
MP1A4RTB160L	160x110	4	6
MP1A6RTC040L	40x20	6	100
MP1A6RTB050L	50x32	6	60
MP1A6RTE063L	63x20	6	32
MP1A6RTB063L	63x40	6	30
MP1A6RTA063L	63x50	6	28
MP1A6RTC075L	75x40	6	24
MP1A6RTB075L	75x50	6	24
MP1A6RTA075L	75x63	6	24
MP1A6RTB090L	90x63	6	15
MP1A6RTA090L	90x75	6	36
MP1A6RTD110L	110x50	6	10
MP1A6RTC110L	110x63	6	10
MP1A6RTB110L	110x75	6	20
MP1A6RTA110L	110x90	6	18
MP1A6RTA140L	140x110	6	8
MP1A6RTB160L	160x110	6	7
MP1A6RTA160L	160x140	6	5
MP1A6RTD200L	200x110	6	4
MP1A6RTB200L	200x160	6	3
MP1ATRTA025L	25x20	10	200
MP1ATRTB032L	32x20	10	150
MP1ATRTA032L	32x25	10	150
MP1ATRTB040L	40x25	10	100
MP1ATRTC050L	50x25	10	65
MP1ATRTD063L	63x25	10	32
MP1ATRTC063L	63x32	10	32
MP1ATRTA063L	63x50	10	28
	*75x63	10	
MP1ATRTA110L	110x90	10	8

Reducing Tee

Item Code	Size in mm	Pressure Class (kgf/cm²)	Box qty.
MP1A6ETA063L	63x75	6	30

Enlarging Tee

1) Fittings are offered in Light Grey (LG) and Dark Grey (DG) colours. All the fittings shown in dark grey colour are in PN 16 pressure class. 2) Prefix "PN" indicates Nominal pressure, i.e., working pressure. 3) 1, 2 and 3 kgf/cm² pressure class economical fittings are also available under the brand name of "**Smart**", "**Sufala L.W.**" and "**Sufala**" respectively. F - Fabricated. * Marked size will be shortly introduced.

Item Code	Size in mm	Pressure Class (kgf/cm²)	Box qty.
MP1A4WYE250L	250	4	1
MP1A6WYE063L	63	6	60
MP1A6WYE075L	75	6	16
MP1A6WYE090L	90	6	8
MP1A6WYE110L	110	6	5
MP1A6WYE140L	140	6	6
MP1A6WYE160L	160	6	4
MP1A6WYE200L	200	6	1
MP1AT WYE110L	110	10	5
MP1AT WYE140L	140	10	
MP1AT WYE160L	160	10	3

Single Y

MP1A4RYD200L	200x110	4	2
MP1A4RYB200L	200x160	4	2
MP1A6RYC110L	110x63	6	8
MP1A6RYB160L	160x110	6	6

Reducing Y

MP1A6RBA040L	40x32	6	450
MP1A6RBB050L	50x32	6	275
MP1A6RBA050L	50x40	6	260
MP1A6RBB063L	63x40	6	170
MP1A6RBA063L	63x50	6	135
MP1A6RBC075L	75x40	6	80
MP1A6RBB075L	75X50	6	90
MP1A6RBA075L	75x63	6	96
MP1A6RBC090L	90x50	6	60
MP1A6RBB090L	90x63	6	60
MP1A6RBA090L	90x75	6	54
MP1A6RBC110L	110x63	6	32
MP1A6RBB110L	110x75	6	32
MP1A6RBA110L	110x90	6	32
MP1A6RBC140L	140x75	6	16
MP1A6RBB140L	140x90	6	16
MP1A6RBA140L	140x110	6	24
MP1A6RBC160L	160x90	6	10
MP1A6RBB160L	160x110	6	16
MP1A6RBB200L	200x160	6	6
MP1A6RBC250L	250x160	6	3
MP1A6RBA250L	250x200	6	3
MP1ATRBA025L	25x20	10	1200
MP1ATRBB032L	32x20	10	900
MP1ATRBA032L	32x25	10	600
MP1ATRBD063L	63x25	10	125
MP1ASRBB032D	32x20	16	900
MP1ATRBA032D	32x25	16	900
MP1ASRBB040D	40x25	16	400
MP1ASRBA040D	40x32	16	750
MP1ASRBC050D	50x25	16	250
MP1ASRBA050D	50x40	16	400
MP1ASRBC063D	63x32	16	160
MP1ASRBA063D	63x50	16	210
MP1ASRBB075D	75x50	16	90
MP1ASRBA075D	75x63	16	150
MP1ASRBA090D	90x75	16	80
MP1ASRBA110D	110x90	16	48
MP1A4RDC140L	140x75	4	40

Reducing Bush

MP1A4RDB140L	140x90	4	32
MP1A4RDA140L	140x110	4	32
MP1A4RDC160L	160x90	4	24
MP1A4RDB160L	160x110	4	24
MP1A4RDA160L	160x140	4	20
MP1A4RDD200L	200x110	4	12
MP1A4RDB200L	200x160	4	10
MP1A6RDB040L	40x25	6	250
MP1A6RDA040L	40x32	6	190
MP1A6RDC050L	50x25	6	150
MP1A6RDB050L	50x32	6	140

Reducer

Item Code	Size in mm	Pressure Class (kgf/cm²)	Box qty.
MP1A6RDA050L	50x40	6	120
MP1A6RDD063L	63x25	6	108
MP1A6RDC063L	63x32	6	108
MP1A6RDB063L	63x40	6	108
MP1A6RDA063L	63x50	6	108
MP1A6RDC075L	75x40	6	72
MP1A6RDB075L	75x50	6	81
MP1A6RDA075L	75x63	6	72
MP1A6RDC090L	90x50	6	42
MP1A6RDB090L	90x63	6	42
MP1A6RDA090L	90x75	6	42
MP1A6RDD110L	110x50	6	24
MP1A6RDC110L	110x63	6	24
MP1A6RDB110L	110x75	6	24
MP1A6RDA110L	110x90	6	24
MP1A6RDA140L	140x110	6	32
MP1A6RDD160L	160x75	6	16
MP1A6RDB160L	160x110	6	20
MP1A6RDC180L	180x110	6	6
MP1A6RDD200L	200x110	6	12
MP1A6RDB200L	200x160	6	10
MP1A6RDA200L	200x180	6	4
MP1A6RDA250L	250x200	6	1
MP1ATRDA025L	25x20	10	600
MP1ATRDB032L	32x20	10	400
MP1ATRDA032L	32x25	10	400
MP1ASRDA032D	32x25	16	250
MP1ASRDA040D	40x32	16	160
MP1ASRDA050D	50x40	16	90
MP1ASRDA063D	63x50	16	90
MP1ASREA075D	75x63	16	56
MP1ASRDA090D	90x75	16	30
MP1ASRDA110D	110x90	16	15

Reducer

MP1A4ECP063L	63	4	100
MP1A4ECP075L	75	4	60
MP1A4ECP090L	90	4	40
MP1A4ECP110L	110	4	22
MP1A4ECP140L	140	4	14
MP1A4ECP180L	180	4	8
MP1A6ECP040L	40	6	310
MP1A6ECP050L	50	6	200
MP1A6ECP063L	63	6	100
MP1A6ECP075L	75	6	60
MP1A6ECP090L	90	6	40
MP1A6ECP110L	110	6	22
MP1A6ECP160L	160	6	28
MP1A6ECP180L	180	6	20
MP1A6ECP200L	200	6	14
MP1A6ECP250L	250	6	3
MP1A6ECP315L	315	6	1
MP1ATECP020L	20	10	1200
MP1ATECP025L	25	10	900
MP1ATECP032L	32	10	500



End Cap (Plain)

MP1A4ECP111L	11	4	28
MP1A4ECW225	0	4	8
L	22		
	5		

End Cap (Without collar)

NP1ATUNI025L	2	1	75
NP1ATUNI032L	5	0	50
NP1ATUNI040L	3	1	35
NP1ATUNI050L	2	0	15
NP1ATUNI063L	4	1	10
NP1ATUNI075L	0	0	6
NP1ATUNI090L	5	1	3
	0	0	
	6	1	
	3	0	
	7	1	
	5	0	
	9	1	
	0	0	

Union

1) Fittings are offered in Light Grey (LG) and Dark Grey (DG) colours. All the fittings shown in dark grey colour are in PN 16 pressure class. 2) Prefix "PN" indicates Nominal pressure, i.e., working pressure. 3) 1, 2 and 3 kgf/cm² pressure class economical fittings are also available under the brand name of "**Smart**", "**Sufala L.W.**" and "**Sufala**" respectively. F - Fabricated.

Item Code	Size in mm	Pressure Class (kgf/cm²)	Box qty.
MP1A6TLP063L	63	6	100
MP1A6TLP075L	75	6	60
MP1A6TLP090L	90	6	40
MP1A6TLP110L	110	6	20
MP1A6TLP140L	140	6	32
MP1A6TLP160L	160	6	20
MP1A6TLP200L	200	6	12
MP1ASTLP063D	63	16	80
MP1ASTLP075D	75	16	54
MP1ASTLP090D	90	16	40
MP1ASTLP110D	110	16	20
MP1ASTLP160D	160	16	6
MP1ASTLP200D	200	16	2

Tail Piece

Item Code	Size in mm	Pressure Class (kgf/cm²)	Box qty.
MP1A6FLG063L	63	6	100
MP1A6FLG075L	75	6	75
MP1A6FLG090L	90	6	60
MP1A6FLG110L	110	6	42

Flange

Item Code	Size in mm	Pressure Class (kgf/cm²)	Box qty.
MP1A6FLA075L	75	6	14
MP1A6FLA090L	90	6	12
MP1ATFLA063L	63	10	30
MP1ATFLA110L	110	10	8
MP1ATFLA160L	160	10	4

Flange Adapter

Item Code	Size in mm	Pressure Class (kgf/cm²)	Box qty.
NP1ATFVS200L	200	10	

Van Stone Flange Adapter

Item Code	Size in mm	Pressure Class (kgf/cm²)	Box qty.
MP1ATBFL063L	63	1	12
MP1ATBFL075L	75	0	10
MP1ATBFL090L	90	1	9
MP1ATBFL110L	110	0	3
		1	
		0	

Blind Flange

Item Code	Size in mm	Pressure Class (kgf/cm²)	Box qty.
MP1A6FTE063L	63x50 (2")	6	35
MP1A6FTE076L	75x50 (2")	6	25
MP1A6FTE075L	75x65 (2½")	6	20
MP1A6FTE090L	90x80 (3")	6	40
MP1A6FTE110L	110x100 (4")	6	10
MP1ATFTE020L	20x15 (½")	10	500
MP1ATFTEB25L	25x15 (½")	10	300
MP1ATFTEA25L	25x20 (¾")	10	300
MP1ATFTEB32L	32x15 (½")	10	250
MP1ATFTEA32L	32x20 (¾")	10	200
MP1ASFTE050D	50x40 (1½")	16	80
MP1ASFTE063D	63x50 (2")	16	45
FPP16ELB75DG	75x65 (2½")	16	25
FPP16ELB90DG	90x80 (3")	16	30
FPP16EL110DG	110x100 (4")	16	15



Elbow 90°
(One Side Threaded)

Item Code	Size in mm	Pressure Class (kgf/cm²)	Box qty.
MP1A6BSE063L	63 (2")	6	4
MP1ATBSE075L	75 (2½")	10	0
MP1ATBSE090L	90 (3")	10	3
			0
			2
			0

Elbow 90°
(Both Side Threaded)

Item Code	Size in mm	Pressure Class (kgf/cm²)	Box qty.
MP1A6FTT063L	63x50 (2")	6	24
MP1A6FTT075L	75x65 (2½")	6	50
MP1A6FTT090L	90x80 (3")	6	30
MP1A6FTT112L	110x50 (2")	6	9
MP1A6FTT111L	110x65 (2½")	6	22
MP1A6FTT110L	110x80 (3")	6	18
MP1A6FTT113L	110x100 (4")	6	7

Equal Tee
(One Side Threaded)

Item Code	Size in mm	Pressure Class (kgf/cm²)	Box qty.
MP1ATFTT020L	20x15 (½")	10	400
MP1ATFTT025L	25x15 (½")	10	250
MP1ATFTT026L	25x20 (¾")	10	200
MP1ATFTTB32L	32x15 (½")	10	150
MP1ATFTTA32L	32x20 (¾")	10	150
FPP16TEE75DG	75x65 (2½")	16	30
FPP16TEE90DG	90x80 (3")	16	20
FPP16TE110DG	110x100 (4")	16	12

Equal Tee
(One Side Threaded)

Item Code	Size in mm	Pressure Class (kgf/cm²)	Box qty.
MP1A6MTA040L	40 (1¼")	6	200
MP1A6MTA050L	50 (1½")	6	190
MP1A6MTA063L	63 (2")	6	108
MP1A6MTA075L	75 (2½")	6	64
MP1A6MTA090L	90 (3")	6	35
MP1A6MTA110L	110 (4")	6	14
MP1A6MTA140L	140 (5")	6	30
MP1A6MTA160L	160 (6")	6	15
MP1ATMTA020L	20 (½")	10	900
MP1ATMTA025L	25 (¾")	10	500
MP1ATMTA032L	32 (1")	10	300
MP1ATMTA063L	63 (2")	10	90
MP1ATMTA075L	75 (2½")	10	56
MP1ATMTA090L	90 (3")	10	32
MP1ATMTA110L	110 (4")	10	14
MP1ASMTA020D	20 (½")	16	300
MP1ASMTA025D	25 (¾")	16	600
MP1ASMTA032D	32 (1")	16	325
MP1ASMTA040D	40 (1¼")	16	175
MP1ASMTA050D	50 (1½")	16	110
MP1ASMTA063D	63 (2")	16	90
MP1ASMTA075D	75 (2½")	16	88
MP1ASMTA090D	90 (3")	16	36
MP1ASMTA110D	110 (4")	16	22

Male Threaded
Adapter (M.T.A)

Item Code	Size in mm	Pressure Class (kgf/cm²)	Box qty.
MP1A3FTA020L	20 (½")	3	400
MP1A6FTA040L	40 (1¼")	6	180
MP1A6FTA050L	50 (1½")	6	160
MP1A6FTA063L	63 (2")	6	62
MP1A6FTA075L	75 (2½")	6	40
MP1A6FTA090L	90 (3")	6	24
MP1A6FTA110L	110 (4")	6	48
MP1A6FTA140L	140 (5")	6	24
MP1A6FTA160L	160 (6")	6	12
MP1ATFTA020L	20 (½")	10	700
MP1ATFTA025L	25 (¾")	10	500
MP1ATFTA032L	32 (1")	10	300
MP1ATFTA063L	63 (2")	10	65
MP1ATFTA075L	75 (2½")	10	30
MP1ATFTA090L	90 (3")	10	24
MP1ATFTA110L	110 (4")	10	18
MP1ASFTA020D	20 (½")	16	300
MP1ASFTA025D	25 (¾")	16	500
MP1ASFTA032D	32 (1")	16	325
MP1ASFTA040D	40 (1¼")	16	270
MP1ASFTA050D	50 (1½")	16	140
MP1ASFTA063D	63 (2")	16	80
MP1ASFTA075D	75 (2½")	16	57
MP1ASFTA090D	90 (3")	16	32
MP1ASFTA110D	110 (4")	16	22

Female Threaded
Adapter (F.T.A.)

Item Code	Size in mm	Pressure Class (kgf/cm²)	Box qty.
MP1A6RMA075L	75x50 (2")	6	64
MP1A6RMB090L	90x50 (2")	6	42
MP1A6RMD090L	90x65 (2½")	6	42
MP1ATRMA025L	25x15 (½")	10	600



Reducing Male Threaded Adapter
(R.M.T.A.)

1) Fittings are offered in Light Grey (LG) and Dark Grey (DG) colours. All the fittings shown in dark grey colour are in PN 16 pressure class. 2) Prefix "PN" indicates Nominal pressure, i.e., working pressure. 3) 1, 2 and 3 kgf/cm² pressure class economical fittings are also available under the brand name of "**Smart**", "**Sufala L.W.**" and "**Sufala**" respectively. F - Fabricated.

Item Code	Size in mm	Pressure Class (kgf/cm²)	Box qty.
MP1A6RFA040L	40x25 (1")	6	200
MP1A6RFB050L	50x25 (1")	6	140
MP1A6RFA050L	50x32 (1¼")	6	170
MP1A6RFB063L	63x32 (1¼")	6	108
MP1A6RFA063L	63x40 (1½")	6	108
MP1A6RFB075L	75x40 (1½")	6	64
MP1A6RFA075L	75x50 (2")	6	63
MP1A6RFB090L	90x50 (2")	6	36
MP1A6RFA090L	90x65 (2½")	6	35
MP1A6RFC110L	110x50 (2")	6	18
MP1A6RFA110L	110x80 (3")	6	18
MP1A6FTA140L	140x125 (5")	6	24
MP1ATRFB025L	25x15 (½")	10	600
MP1ATRFC032L	32x15 (½")	10	300
MP1ATRFB032L	32x20 (¾")	10	300
MP1ATRFA075L	75x50 (2")	10	64
	*110x80 (3")	10	
MP1ASRFB025D	25x15 (½")	16	40
MP1ASRFC032D	32x15 (½")	16	0
			25
			0



Reducing Female Threaded Adapter (R.F.T.A)

Item Code	Size in mm	Pressure Class (kgf/cm²)	Box qty.
MP1A6TBU075L	75x50 (2")	6	8
MP1A6TBU090L	90x65 (2½")	6	0
			5
			4



Threaded Reducing Bush

Item Code	Size in mm	Pressure Class (kgf/cm²)	Box qty.
MP1A6ECT040L	40 (1¼")	6	275
MP1A6ECT050L	50 (1½")	6	200
MP1A6ECT063L	63 (2")	6	140
MP1A6ECT075L	75 (2½")	6	75
MP1A6ECT090L	90 (3")	6	50
MP1A6ECT110L	110 (4")	6	24
MP1A6ECT111L	110 (4") (New)	6	36
MP1A6ECT140L	140 (5")	6	20
MP1ATECT020L	20 (½")	10	1200
MP1ATECT025L	25 (¾")	10	900
MP1ATECT032L	32 (1")	10	500

End Cap (Threaded)

Item Code	Size in mm	Pressure Class (kgf/cm²)	Box qty.
	*20 (½")	1	
	*25 (¾")	0	
NP1ATUNT032L	32 (1")	1	30
		0	
		1	
		0	

Union (Threaded)

Item Code	Size in mm	Pressure Class (kgf/cm²)	Box qty.
NP2AT YST025L	25	10	10

Y Strainer

Item Code	Size in mm	Pressure Class (kgf/cm²)	Box qty.
NP3A6ISF025K	25	6	6

In-Line Screen Filter

Item Code	Size in mm	Pressure Class (kgf/cm²)	Box qty.
NP1A6SSA040L	40x15 (½")	6	2
NP1A6SSA050L	50x15 (½")	6	5
NP1A6SSB050L	50x20 (¾")	6	2
NP1A6SSC050L	50x25 (1")	6	5
NP1A6SSA063L	63x15 (½")	6	2
NP1A6SSB063L	63x20 (¾")	6	5
NP1A6SSC063L	63x25 (1")	6	2
NP1A6SSA075L	75x15 (½")	6	5
NP1A6SSB075L	75x20 (¾")	6	2
NP1A6SSC075L	75x25 (1")	6	5
NP1A6SSA090L	90x15 (½")	6	2
			5
			5
			2
			5
			2
			5
			2

Service Saddle

Item Code	Size in mm	Pressure Class (kgf/cm²)	Box qty.
NP1A6SSB090L	90x20 (¾")	6	25
NP1A6SSC090L	90x25 (1")	6	25
NP1A6SSA110L	110x15 (½")	6	25
NP1A6SSB110L	110x20 (¾")	6	25
NP1A6SSC110L	110x25 (1")	6	25
NP1A6SSA140L	140x15 (½")	6	18
NP1A6SSB140L	140x20 (¾")	6	18
NP1A6SSC140L	140x25 (1")	6	18
NP1A6SSA160L	160x15 (½")	6	18
NP1A6SSB160L	160x20 (¾")	6	18
NP1A6SSC160L	160x25 (1")	6	18
NP1A6SSE160L	160x40 (1½")	6	18
NP1A6SSD180L	180x32 (1¼")	6	12
NP1A6SSE180L	180x40 (1½")	6	12
NP1A6SSF180L	180x50 (2")	6	12
NP1A6SSC200L	200x25 (1")	6	10
NP1A6SSD200L	200x32 (1¼")	6	10
NP1A6SSE200L	200x40 (1½")	6	10
NP1A6SSF200L	200x50 (2")	6	10
NP1ATSSA063L	63x15 (½")	10	12
NP1ATSSB063L	63x20 (¾")	10	12
NP1ATSSC063L	63x25 (1")	10	12
NP1ATSSA075L	75x15 (½")	10	12
NP1ATSSB075L	75x20 (¾")	10	12
NP1ATSSC075L	75x25 (1")	10	12
NP1ATSSA090L	90x15 (½")	10	16
NP1ATSSB090L	90x20 (¾")	10	16
NP1ATSSC090L	90x25 (1")	10	16
NP1ATSSA110L	110x15 (½")	10	10
NP1ATSSB110L	110x20 (¾")	10	10
NP1ATSSC110L	110x25 (1")	10	10

Service Saddle

Item Code	Size in mm	Pressure Class (kgf/cm²)	Box qty.
MP2ATFTT025L	25x15 (½")	1	75
MP2ATFTTA25L	25x20 (¾")	0	70
MP2ATFTT032L	32x15 (½")	1	60
MP2ATFTTA32L	32x20 (¾")	0	40
MP2ASFTT025D	25x15 (½")	1	64
		0	
		1	
		0	

Female Threaded Tee

Item Code	Size in mm	Pressure Class (kgf/cm²)	Box qty.
MP2ATFTE025L	25x15 (½")	1	140
MP2ATFTEA25L	25x20 (¾")	0	100
MP2ATFTE032L	32x15 (½")	1	100
MP2ATFTEA32L	32x20 (¾")	0	80
MP2ASFTE020D	20x15 (½")	1	120
MP2ASFTE025D	25x15 (½")	0	100
		1	
		0	

Female Threaded Elbow

Item Code	Size in mm	Pressure Class (kgf/cm²)	Box qty.
MP2ATFTA032L	32x15 (½")	1	15
MP2ATFTAA32L	32x20 (¾")	0	0
MP2ASFTA020D	20x15 (½")	1	10
MP2ASFTA025D	25x15 (½")	0	0
		1	18
		0	

Female Threaded Joint

Item Code	Size in mm	Pressure Class (kgf/cm²)	Box qty.
MP2ATMTA025L	25x15 (½")	1	180
MP2ASMTA020D	20x15 (½")	0	120
MP2ASRMT025D	25x15 (½")	1	60
MP2ASMTA025D	25x20 (¾")	0	90

Male Threaded Joint

Item Code	Size in mm	Pressure Class (kgf/cm²)	Box qty.
NP1A6BLV040L	40	6	32
NP1A6BLV050L	50	6	18
NP1A6BLV063L	63	6	12
NP1ATBLV025L	25	10	30
NP1ATBLV032L	32	10	44
NP1A8BLV020L	20	12.5	45
NP1A6BLV075L	75	6	5

Ball Valve

1) Fittings are offered in Light Grey (LG) and Dark Grey (DG) colours. All the fittings shown in dark grey colour are in PN 16 pressure class. 2) Prefix "PN" indicates Nominal pressure, i.e., working pressure. 3) 1, 2 and 3 kgf/cm² pressure class economical fittings are also available under the brand name of "**Smart**", "**Sufala L.W.**" and "**Sufala**" respectively. F - Fabricated. * Marked size will be shortly introduced.

Item Code	Size in mm	Pressure Class (kgf/cm²)	Box qty.
NP1ATBLV075L	75	1	3
NP1ATBLV090L	90	0	2
NP1ATBLV110L	110	1	1
NP1ASBLV025D	25	0	16
NP1ASBLV032D	32	1	28
NP1ASBLV040D	40	0	16
NP1ASBLV050D	50	1	9
NP1ASBLV063D	63	6	6
		1	
		6	

Ball Valve

Item Code	Size in mm	Pressure Class (kgf/cm²)	Box qty.
		1	
		6	
NP1ATBVUN25L	25	10	
		1	
		6	

Plain Ball Valve
(Union Type)

Item Code	Size in mm	Pressure Class (kgf/cm²)	Box qty.
NP1ASTBV025D	25	16	16

Threaded Ball Valve
(Union Type)

Item Code	Size in mm	Pressure Class (kgf/cm²)	Box qty.
NP1ATBFV075D	75	1	2
NP1ATBFV090D	90	0	2
NP1ATBFV110D	110	1	2
NP1ATBFV160D	160	0	1
		1	
		0	
		1	

Butterfly Valve

Item Code	Size in mm	Pressure Class (kgf/cm²)	Box qty.
NP1ATNRV075L	75	1	2
NP1ATNRV090L	90	0	1
NP1ATNRV110L	110	1	1
NP1ASNRV063D	63	0	6
		1	
		0	

Non Return Valve
(NRV)

Item Code	Size in mm	Pressure Class (kgf/cm²)	Box qty.
NP1AT TNR075L	75 (2½")	1	2
NP1AT TNR090L	90 (3")	0	1
NP1AT TNR110L	110 (4")	1	1
NP1ASTNR063D	63 (2")	0	6
		1	
		0	

Non Return Valve
(Female Threaded)

Item Code	Size in mm	Pressure Class (kgf/cm²)	Box qty.
NP7ATARV020B	¾"	10	24
NP7ATARV025B	1"	10	18
NP7ATARV032B	1¼"	10	12
NP7ATARV040B	1½"	10	8
NP1ASARV063D	2"	16	3

Air Release Valve

Item Code	Size in mm	Pressure Class (kgf/cm²)	Box qty.
FPP3SB9040LG	40	6	200
FPP3SB9050LG	50	6	120
FPP3SB9063LG	63	6	65
FPP3SB9075LG	75	6	L
FPP3SB9090LG	90	6	L
FPP4SB9025LG	25	10	L
FPP4SB9032LG	32	10	120

Short Bend (1D) (F)

Item Code	Size in mm	Pressure Class (kgf/cm²)	Box qty.
FPP2BN9063LG	63	4	40
FPP2BN9075LG	75	4	25
FPP2BN9090LG	90	4	15
FPP3BN9040LG	40	6	150
FPP3BN9050LG	50	6	75
FPP3BN9063LG	6	6	40
FPP3BN9075LG	3	6	25
FPP3BN9090LG	7	6	15
	5		
	9		
	0		

Bend 90° (F)

Item Code	Size in mm	Pressure Class (kgf/cm²)	Box qty.
FPP4BN9025LG	2	1	150
FPP4BN9032LG	5	0	75
FPP4BN9063LG	3	1	30
FPP4BN9075LG	2	0	20
FPP4BN9090LG	6	1	10
	3	0	
	7	1	
	5	0	
	9	1	
	0	0	

Bend 90° (F)

Item Code	Size in mm	Pressure Class (kgf/cm²)	Box qty.
FPP2ERC076LG	75	4	20
FPP2ERC091LG	90	4	15
FPP2ERC111LG	110	4	10
FPP2ERC141LG	140	4	5
FPP2ERC161LG	160	4	4
FPP3ERC064LG	63	6	30
FPP3ERC076LG	75	6	20
FPP3ERC091LG	90	6	12
FPP3ERC112LG	110	6	10
FPP3ERC142LG	140	6	5
FPP3ERC162LG	160	6	4



Repair Coupler Short
(with elastromeric rubber seal) (F)

Item Code	Size in mm	Pressure Class (kgf/cm²)	Box qty.
FPP2ERC075LG	75	4	20
FPP2ERC090LG	90	4	15
FPP2ERC110LG	110	4	7
FPP2ERC140LG	140	4	5
FPP2ERC160LG	160	4	4
FPP2ERC180LG	180	4	3
FPP2ERC200LG	200	4	1
FPP2ERC225LG	225	4	1
FPP2ERC250LG	250	4	1
FPP2ERC280LG	280	4	1
FPP2ERC315LG	315	4	1
FPP3ERC063LG	63	6	25
FPP3ERC075LG	75	6	20
FPP3ERC090LG	90	6	15
FPP3ERC110LG	110	6	7
FPP3ERC140LG	140	6	5
FPP3ERC160LG	160	6	4
FPP3ERC180LG	180	6	3
FPP3ERC200LG	200	6	1
FPP3ERC225LG	225	6	1
FPP3ERC250LG	250	6	1
FPP3ERC280LG	280	6	1
FPP3ERC315LG	315	6	1
FPP4ERC063LG	63	10	25
FPP4ERC075LG	75	10	20
FPP4ERC090LG	90	10	15
FPP4ERC110LG	110	10	7
FPP4ERC125LG	125	10	1
FPP4ERC141LG	140	10	4
FPP4ERC160LG	160	10	3
FPP4ERC180LG	180	10	3
FPP4ERC200LG	200	10	1
FPP4ERC225LG	225	10	2
FPP4ERC250LG	250	10	1
FPP4ERC280LG	280	10	1
FPP4ERC315LG	315	10	1

Repair Coupler Long
(with elastromeric rubber seal) (F)

Item Code	Size in mm	Pressure Class (kgf/cm²)	Box qty.
FPP4RCP063LG	63	1	
FPP4RCP075LG	75	0	
FPP4RCP090LG	90	1	
FPP4RCP112LG	110	0	
FPP4RCP140LG	140	1	
FPP4RCP160LG	160	0	
FPP4RCP180LG	180	1	
FPP4RCP200LG	200	0	
FPP4RCP225LG	225	1	
FPP4RCP250LG	250	0	
FPP4RCP280LG	280	1	
		0	
		1	
		0	
		1	
		0	
		1	
		0	
		1	
		0	

Repair Coupler
(F)

1) Fittings are offered in Light Grey (LG) and Dark Grey (DG) colours. All the fittings shown in dark grey colour are in PN 16 pressure class. 2) Prefix "PN" indicates Nominal pressure, i.e., working pressure. 3) 1, 2 and 3 kgf/cm² pressure class economical fittings are also available under the brand name of "**Smart**", "**Sufala L.W.**" and "**Sufala**" respectively. F - Fabricated.

Item Code	Size in mm	Pressure Class (kgf/cm²)	Box qty.
FPP3LCP063LG	63	6	75
FPP3LCP075LG	75	6	60
FPP3LCP090LG	90	6	50
FPP3LCP110LG	110	6	25
FPP3LCP140LG	140	6	12
FPP3LCP160LG	160	6	10
FPP3LCP180LG	180	6	8
FPP3LCP200LG	200	6	4

All the leakage couplers are available in 6", 9" and 12" standard length.

Leakage Coupler (F)

4101139	10ml (Tube)	48
4101138	20ml (Tube)	48
4100394	50ml	100
4100396	100ml	50
4100395	250ml	48
4100397	500ml	24
4100398	1000ml	24
4100399	5000ml	24
4100402		6
4100401		4

Note: Recommended for smaller sizes and lower pressure class upto 75mm size - any pressure class upto 110mm size in 4 and 6 kgf/cm², upto 200mm size - 2.5 kgf/cm²



Solvent Cement Regular Bodied

4104809	100ml	24
4104808	250ml	24
4104809	500ml	24
4104810	1000ml	6
4104811	5000ml	4
4104812		

Note: Recommended for larger sizes and higher pressure class- 90mm and 110mm in 10 and 12.5 kgf/cm² 140mm and above sizes in 4, 6, 10 and 12.5 kgf/cm²



Solvent Cement Medium Bodied

Item Code	Size in mm	Pressure Class (kgf/cm²)	Box qty.
4100704	100ml		24
4100705	250ml		24
4100706	500ml		24
4100392	1000ml		6
4100394	5000ml		4

Solvent Cement Heavy Bodied

4100443	110-175x15	
4100443	110-175x20	
4100448	110-175x40	
4100449	200-300x40	
4100446	200-300x50	
4100447	200-400x50	

Strap Saddle

Handmade Fittings

Besides a vast range of moulded fittings, an exhaustive range of handmade fittings are made available to offer complete system. This range of products includes couplers, bends, short bends, tee's, reducing tee's, cross tee's, tail pieces, reducers, single or reducing Y's, end caps, leakage couplers etc. in 20 to 450mm sizes in different pressure classes.

Handmade division of the Company is equipped to make any tailor-made product as per customer / project requirements. This implies a complete system solution made of the same material eliminating the dependence of the customer on any other conventional product.

1) Fittings are offered in Light Grey (LG) and Dark Grey (DG) colours. All the fittings shown in dark grey colour are in PN 16 pressure class. 2) Prefix "PN" indicates Nominal pressure, i.e., working pressure. 3) 1, 2 and 3 kgf/cm² pressure class economical fittings are also available under the brand name of "**Smart**", "**Sufala L.W.**" and "**Sufala**" respectively. F - Fabricated.

THE SYSTEM

Supreme polyethylene pipes are safe, long lasting and cost effective solution for variety of applications like potable water supply, irrigation and bore well application. Supreme HDPE pipes are manufactured from virgin raw material with the help of state of the art manufacturing facilities. Stringent tests on raw material and finished goods helps to ensure the quality as per national and international standards.

The pipes and fittings are available in complete range from 20 to 800mm sizes. The pipes are available in PN 2.5 to PN 16 pressure class in PE 63, 80 and 100 grades. Supreme PE pipes are manufactured according to IS:4984 and ISO:4427 and are tested by WRc-NSF, UK, that endorse its suitability for potable water.



FEATURES AND BENEFITS

- High reliability and proven service performance
- Excellent chemical and corrosion resistance
- Excellent flow characteristics
- High impact resistance
- Long service life
- Excellent UV, low temperature and abrasion resistance
- Excellent water hammer resistance
- Excellent weldability
- Wide variety of installation methods
- Easy, quick and economical installation
- Ideal in shifting soil condition and earthquake prone areas

Fieldsof Application

Polyethylene is an exciting material used for manufacturing of pipes for varied applications as enlisted in the table given below.

APPLICATION	GRADE
Potable water mains, houseconnections	PE 63, 80 and100
Rural and agricultural pipes	PE 63 and 80
Column pipes for submersible pumps in coil form	PE 63 and 80
Sprinkler and drip irrigation	PE 63 and above grade
Sewerage/Subsoil drainage	PE 80 and 100
Coal handling in mines	PE 80 and 100
Industrial applications	PE 63, 80 and 100
ID Pipes for submersible pump	PE 63 and 80

Standard dimension ratio (SDR) and corresponding wall thicknesses of pipes as per IS 4984:2016

SDR	SDR 41		SDR 33		SDR 26		SDR 21		SDR 17		SDR 13.6		SDR 11		SDR9		SDR 7.4		SDR6	
							Nominal Pressure (PN) Bar													
PE 63	PN 2		PN 2.5				PN 4		PN 5		PN 6		PN 8		-		-		-	
PE 80	PN 2.5		PN 3.2		PN 3.2		PN 5		PN 6		PN 8		PN 10		PN 12.5		PN 16		PN 20	
PE 100	PN 3		PN 4		PN 4		PN 6		PN 8		PN 10		PN 12.5		PN 16		PN 20		-	
Nominal OD	Min	Max	Min	Max	Min	Max	Min	Max	Min	Max	Min	Max	Min	Max	Min	Max	Min	Max	Min	Max
16	-	-	-	-	-	-	-	-	-	-	-	-	-	-	1.8	2.1	2.2	2.5	2.7	3.1
20	-	-	-	-	-	-	-	-	-	-	-	-	1.9	2.2	2.3	2.6	2.7	3.1	3.4	3.8
25	-	-	-	-	-	-	-	-	-	-	1.9	2.2	2.3	2.6	2.8	3.2	3.4	3.8	4.2	4.7
32	-	-	-	-	-	-	-	-	1.9	2.2	2.4	2.7	2.9	3.3	3.6	4.1	4.4	4.9	5.4	6.0
40	-	-	-	-	-	-	1.9	2.2	2.4	2.7	3.0	3.4	3.7	4.2	4.5	5.1	5.4	6.0	6.7	7.5
50	-	-	-	-	2.0	2.3	2.4	2.7	3.0	3.4	3.7	4.2	4.6	5.2	5.6	6.3	6.8	7.6	8.4	9.3
63	-	-	-	-	2.5	2.9	3.0	3.4	3.7	4.2	4.7	5.3	5.8	6.5	7.0	7.8	8.6	9.6	10.5	11.7
75	1.9	2.2	2.3	2.6	2.9	3.3	3.6	4.1	4.5	5.1	5.6	6.3	6.9	7.7	8.4	9.3	10.2	11.3	12.5	13.9
90	2.2	2.5	2.8	3.2	3.5	4.0	4.3	4.8	5.3	5.9	6.7	7.5	8.2	9.1	10.0	11.1	12.2	13.5	15.0	16.6
110	2.7	3.1	3.4	3.8	4.3	4.8	5.3	6.0	6.5	7.3	8.1	9.0	10.0	11.1	12.3	13.6	14.9	16.5	18.4	20.3
125	3.1	3.5	3.8	4.3	4.8	5.4	6.0	6.7	7.4	8.2	9.2	10.2	11.4	12.7	13.9	15.4	16.9	18.7	20.9	23.1
140	3.5	4.0	4.3	4.8	5.4	6.0	6.7	7.5	8.3	9.2	10.3	11.4	12.8	14.2	15.6	17.3	19.0	21.0	23.4	25.8
160	3.9	4.4	4.9	5.5	6.2	6.9	7.7	8.6	9.5	10.6	11.8	13.1	14.6	16.2	17.8	19.7	21.7	24.0	26.7	29.5
180	4.4	4.9	5.5	6.2	7.0	7.8	8.6	9.6	10.6	11.8	13.3	14.7	16.4	18.1	20.0	22.1	24.4	26.9	30.0	33.1
200	4.9	5.5	6.1	6.8	7.7	8.6	9.6	10.7	11.8	13.1	14.7	16.3	18.2	20.1	22.3	24.6	27.1	29.9	33.4	36.8
225	5.5	6.2	6.9	7.7	8.7	9.7	10.8	12.0	13.3	14.7	16.6	18.4	20.5	22.7	25.0	27.6	30.5	33.7	37.5	41.4
250	6.1	6.8	7.6	8.5	9.7	10.8	12.0	13.3	14.7	16.3	18.4	20.3	22.8	25.2	27.8	30.7	33.8	37.3	41.7	46.0
280	6.9	7.7	8.5	9.5	10.8	12.0	13.4	14.8	16.5	18.3	20.6	22.8	25.5	28.2	31.2	34.4	37.9	41.8	46.7	51.5
315	7.7	8.6	9.6	10.7	12.2	13.5	15.0	16.6	18.6	20.6	23.2	25.6	28.7	31.7	35.0	38.6	42.6	47.0	52.5	57.9
355	8.7	9.7	10.8	12.0	13.7	15.2	16.9	18.7	20.9	23.1	26.1	28.8	32.3	35.6	39.5	43.6	48.0	52.9	59.2	65.2
400	9.8	10.9	12.2	13.5	15.4	17.0	19.1	21.1	23.6	26.1	29.5	32.6	36.4	40.1	44.5	49.1	54.1	59.6	66.7	73.5
450	11.0	12.2	13.7	15.2	17.3	19.1	21.5	23.8	26.5	29.3	33.1	36.5	40.9	45.1	50.0	55.1	60.9	67.1	75.0	82.6
500	12.2	13.5	15.2	16.8	19.3	21.3	23.9	26.4	29.5	32.6	36.8	40.6	45.5	50.2	55.6	61.3	67.6	74.5	83.4	91.8
560	13.7	15.2	17.0	18.8	21.6	23.9	26.7	29.5	33.0	36.4	41.2	45.4	50.9	56.1	62.3	68.6	75.7	83.4	93.4	102.8
630	15.4	17.0	19.1	21.1	24.3	26.8	30.0	33.1	37.1	40.9	46.4	51.1	57.3	63.1	70.0	77.1	85.2	93.8	105.0	115.6
710	17.3	19.1	21.6	23.9	27.3	30.1	33.9	37.4	41.8	46.1	52.2	57.5	64.6	71.2	78.9	86.9	96.0	105.7	118.4	130.3
800	19.5	21.6	24.3	26.8	30.8	34.0	38.1	42.0	47.1	51.9	58.9	64.9	72.8	80.2	88.9	97.9	108.2	119.1	-	-

* Pressure ratings marked in red color are not covered under ISI mark

Dimension and pressure rating chart for HDPE pipes (PE 80) as per ISO:4427

OD	PN 5 (SDR 26)		PN 6 (SDR 21)		PN 8 (SDR 17)		PN 10 (SDR 13.6)		PN 12.5 (SDR 11)		PN 16 (SDR 9)	
DN	Min	Max	Min	Max	Min	Max	Min	Max	Min	Max	Min	Max
20	-	-	-	-	-	-	-	-	2.00	2.30	2.30	2.70
25	-	-	-	-	-	-	2.00	2.30	2.30	2.70	3.00	3.40
32	-	-	-	-	2.00	2.30	2.40	2.80	3.00	3.40	3.60	4.10
40	-	-	2.00	2.30	2.40	2.80	3.00	3.50	3.70	4.20	4.50	5.10
50	2.00	2.30	2.40	2.80	3.00	3.40	3.70	4.20	4.60	5.20	5.60	6.30
63	2.50	2.90	3.00	3.40	3.80	4.30	4.70	5.30	5.80	6.50	7.10	8.00
75	2.90	3.30	3.60	4.10	4.50	5.10	5.60	6.30	6.80	7.60	8.40	9.40
90	3.50	4.00	4.30	4.90	5.40	6.10	6.70	7.50	8.20	9.20	10.10	11.30
110	4.20	4.80	5.30	6.00	6.60	7.40	8.10	9.10	10.00	11.10	12.30	13.70
125	4.80	5.40	6.00	6.70	7.40	8.30	9.20	10.30	11.40	12.70	14.00	15.60
140	5.40	6.10	6.70	7.50	8.30	9.30	10.30	11.50	12.70	14.10	15.70	17.40
160	6.20	7.00	7.70	8.60	9.50	10.60	11.80	13.10	14.60	16.20	17.90	19.80

Note: Blue MDPE Pipes (PE80) for drinking water are also made available in SDR 21, SDR11 and SDR 9 in 20 to 32mm sizes.

Dimensions and pressure rating chart for HDPE pipes (PE 100) as per ISO:4427

OD	PN 4 (SDR 41)		PN 6 (SDR 26)		PN 8 (SDR 21)		PN 10 (SDR 17)		PN 12.5 (SDR 13.6)		PN 16 (SDR 11)	
DN	Min	Max	Min	Max	Min	Max	Min	Max	Min	Max	Min	Max
20	-	-	-	-	-	-	-	-	-	-	2.0	2.3
25	-	-	-	-	-	-	-	-	2.0	2.3	2.3	2.7
32	-	-	-	-	-	-	2.0	2.3	2.4	2.8	3.0	3.4
40	-	-	-	-	2.0	2.3	2.4	2.8	3.0	3.5	3.7	4.2
50	-	-	2.0	2.3	2.4	2.8	3.0	3.4	3.7	4.2	4.6	5.2
63	-	-	2.5	2.9	3.0	3.4	3.8	4.3	4.7	5.3	5.8	6.5
75	-	-	2.9	3.3	3.6	4.1	4.5	5.1	5.6	6.3	6.8	7.6
90	-	-	3.5	4.0	4.3	4.9	5.4	6.1	6.7	7.5	8.2	9.2
110	-	-	4.2	4.8	5.3	6.0	6.6	7.4	8.1	9.1	10.0	11.1
125	-	-	4.8	5.4	6.0	6.7	7.4	8.3	9.2	10.3	11.4	12.7
140	-	-	5.4	6.1	6.7	7.5	8.3	9.3	10.3	11.5	12.7	14.1
160	-	-	6.2	7.0	7.7	8.6	9.5	10.6	11.8	13.1	14.6	16.2
180	-	-	6.9	7.7	8.6	9.6	10.7	11.9	13.3	14.3	16.4	18.2
200	-	-	7.7	8.6	9.6	10.7	11.9	13.2	14.7	16.3	18.2	20.2
225	-	-	8.6	9.6	10.8	12.0	13.4	14.9	16.6	18.4	20.5	22.7
250	-	-	9.6	10.7	11.9	13.2	14.8	16.4	18.4	20.4	22.7	25.1
280	-	-	10.7	11.9	13.4	14.9	16.6	18.4	20.6	22.8	25.4	28.1
315	7.7	8.6	12.1	13.5	15.0	16.6	18.7	20.7	23.2	25.7	28.6	31.6
355	8.7	9.7	13.6	15.1	16.9	18.7	21.1	23.4	26.1	28.9	32.2	35.6
400	9.8	10.9	15.3	17.0	19.1	21.2	23.7	26.2	29.4	32.5	36.3	40.1
450	11.0	12.2	17.2	19.1	21.5	23.8	26.7	29.5	33.1	36.6	40.9	45.1

FITTINGS

We offer variety of PE fittings in 63 to 800 mm sizes in PN 6, 10, 12.5 and 16 pressure class to complete the system requirements. 63 to 800 mm sizes are made available in PE 100, whereas 63 to 400 mm sizes are available in PE 80. Stub Ends, Reducers and End Caps are made available in moulded form whereas rest of the fittings like Bends 11.25° / 22.5° / 30° / 45° / 60° / 75° / 90°, Equal Tees, Cross Tees, Single Y's, Double Y's are made available in handmade form.



THE SYSTEM

Supreme offers HDPE coupled pipes, fittings and accessories, for sprinkler irrigation. This is used for spraying water through nozzles (sprinklers) to get maximum water use efficiency. This system consists of pipes and fittings along with different accessories which are designed and developed by experts in the field to provide the best quality.

Supreme Varsha® sprinkler irrigation system is useful for all kinds of soils and all types of crops. It is suitable for land with undulating terrain.

Product Range

Supreme Varsha® sprinkler pipes and fittings are manufactured as per IS:17425. Pipes are made available from 50 to 200mm sizes in Class 1 (2.5 Kg/cm²), Class 2 (3.2 Kg/cm²), Class 3 (4 Kg/cm²) and 90mm size in Class 4 (6 Kg/cm²), whereas the fittings are available from 50 to 140mm in Class 1 (2.5 Kg/cm²), Class 2 (3.2 Kg/cm²) and 90mm size in Class 4 (6 Kg/cm²).



FEATURES AND BENEFITS

- More than 40% water saving in comparison to flood irrigation.
- Well suited for irrigation of undulating fields- levelling of land is not required.
- Portable, light weight and easy to handle.
- Extensive saving in transportation and labor cost.
- Excellent corrosion resistant properties.
- UV stabilized - Provides protection from ultra violet sunrays which makes its suitable for exposed application.
- Chemically inert - Makes it suitable for liquid fertilizers and pesticides.
- Strong, durable and long lasting.
- Easy and quick installation by using coupled type joints provided with pipes and fittings.
- Cost effective.

Application

Suitable for almost all crops like wheat, gram, pulses, vegetables, cotton, tea, coffee and field crops like corn and soybean. It is also suitable for gardens maintained in residences, industries, hotels, resorts, public and government premises as also large green patches like the golf and race courses.

PIPES

Dimensions of pipes

Nominal size (mm)	Outside diameter (mm)		Wall thickness (mm)					
			Class 1		Class 2		Class 3	
			Min	Max	Min	Max	M in	Max
50	50.0	50.5	-	-	-	-	2.00	2.4
63	63.0	63.6	-	-	2.00	2.40	2.50	0
75	75.0	75.7	2.00	2.40	2.50	2.90	3.00	2.9
90	90.0	90.8	2.20	2.60	2.90	3.40	3.50	0
110	110.0	111.0	2.70	3.20	3.40	3.90	4.20	3.4
125	125.0	126.2	3.10	3.60	3.80	4.50	4.80	0
140	140.0	141.3	3.50	4.10	4.30	5.00	5.40	4.1
160	160.0	161.5	3.90	4.50	4.90	5.60	6.20	0
180	180.0	181.7	4.40	5.00	5.50	6.30	6.90	4.8
200	200.0	201.8	4.90	5.60	6.10	7.00	7.70	0
								5.5
								0
								6.1
								0
								7.0
								0
								7.8
								0
								8.7
								0

Note: Spray pipes are also made available in 14mm x 8mm and 20mm 16 Kg/cm² pipes in 100m lengths. Coil length are also offered for spray pumps for orchards.

Fittings and accessories

Elbow, tee, end cap, bottom (base pipe), service saddle, etc. along with couplers and Sprinklers (nozzles), riser pipes, and metal clamps are available as per the requirements which makes the system complete in all respect.

FIT TINGS

Item Code	Size in mm	Pressure Class (kgf/cm²)
C Type		
RC2BNA00063K	63	3.2
RC2BNA00075K	75	3.2
RC2BNA00090K	90	3.2
B Type		
RC5BNA00063K	63	3.2
RC5BNA00075K	75	3.2
RC5BNA00090K	90	3.2
RC5BNA00110K	110	3.2
C Type		
RC2PCN00063K	63	3.2
RC2PCN00075K	75	3.2
RC2PCN00090K	90	3.2
B Type		
RC5PCN00063K	63	3.2
RC5PCN00075K	75	3.2
RC5PCN00090K	90	3.2
	110	3.2
C Type		
RC2ECA00063K	63	3.2
RC2ECA00075K	75	3.2
RC2ECA00090K	90	3.2

Coupled Bend

Threaded Pump Connec tor

End Cap

Item Code	Size in mm	Pressure Class (kgf/cm²)
B Type		
RC5ECA00063K	63	3.2
RC5ECA00075K	75	3.2
RC5ECA00090K	90	3.2
RC5ECA00110K	110	3.2
C Type		
RC2ETA00063K	63	3.2
RC2ETA00075K	75	3.2
RC2ETA00090K	90	3.2
B Type		
RC5ETA00063K	63	3.2
RC5ETA00075K	75	3.2
RC5ETA00090K	90	3.2
RC5ETA00110K	110	3.2
C Type		
RC2FBT00063K	63	3.2
RC2FBT00075K	75	3.2
RC2FBT00090K	90	3.2
B Type		
RC5FBT00063K	63	3.2
RC5FBT00075K	75	3.2
RC5FBT00090K	90	3.2
	110	3.2

End Cap



Coupled Tee

Foot Batten Adaptor with M.S. Saddle

Item Code	Nozzle Size (mm)	Pressure (Kg/cm²)	Diameter (m)	Discharge (LPM)
1603312	5.15 x 3.17	2.00	25.00	34.00
		2.50	28.00	36.50
		3.00	30.00	38.00
		3.50	32.00	41.00

Nozzle Model - 02 (F.C.)

THE SYSTEM

In majority of the cases, it has been observed that the tube wells fails due to corrosion and encrustation problems associated with conventional pipes. Corrosion damages the strainer screens allowing the sand particles to enter in the well along with the water while, encrustation reduces the pipe diameter as well as the effective area of the screen; making the tube well unserviceable in a shorter period of time. These problems are totally eliminated in Supreme casing pipes which are made from specially developed PVC compounds. Additionally, Supreme casing pipes offer superior performance at a lower cost which has made these pipes a preferred choice of customers across the country.

Supreme offers variety of pipes for bore-well applications to cater to every need of bore-well sector. The variety of pipes includes casing pipes as per IS:12818 and ASTM D:1785, ribbed screen casing pipes for tube wells, SDR casing pipe series for shallow depth applications as per company standards and plain pipes as well as screen(slotted) pipes.

Users: Due to the excellent results, the Supreme uPVC casing pipes are well accepted by civil engineers, drilling contractors and government/semi-government departments. They are ideal for domestic use, irrigation, industrial, public and mining wells.

FEATURES AND BENEFITS

Excellent corrosion resistance - Unlike metal pipes, uPVC casing pipes are completely immune to corrosion and offer good resistance to aggressive elements in the soil which could cause encrustation of well screens.

Light in weight - These pipes are light in weight which makes their transportation and installation very easy and cheaper than conventional materials.

Quick and convenient installation - These pipes can be easily assembled and installed using threaded joints. These pipes are suitable where drilling is done by hand, with light weight drilling rig or even with large capacity drilling machines.

Excellent strength and stiffness - These pipes have excellent stiffness that meet all the mechanical properties as per IS:12818. They have excellent hydrostatic collapse pressure that is capable of withstanding the external hydraulic pressure which these pipes would be subjected to during construction of the well.

Non-toxic - The material of the pipe is non-toxic and hence does not impart any taste, odour or colour to water. It also does not release any harmful substance in the water which could pose health problems. It also resists bacteria, which makes it completely safe for drinking water applications.

Non-conductive - uPVC is a non-conductor of electricity eliminating any electro chemical reactions and with ground water which could cause encrustation of screens.

Long lasting - The material is free from rusting, weathering, and chemical reactions. Excellent mechanical properties ensures long and trouble free service life.

Economical - Supreme uPVC casing and screen pipes are the most economical solution compared to the other materials or alternative uPVC casing pipes available in the market.

Casing Pipes conforming to IS:12818-2010

These pipes are manufactured as per BIS standards (IS:12818-2010) and are available in deep blue colour. One end of the pipe is male threaded whereas other end is a female threaded socket. Threads are either 'V' type or trapezoid type and protection caps are provided on the threads to protect the threads in transit. Two types of pipes, viz., Shallow Well (C.S.) and Medium Well (C.M.) are available. Shallow well pipes can be used for depths up to 80 m and medium well pipes can be used up to 250m of depth.



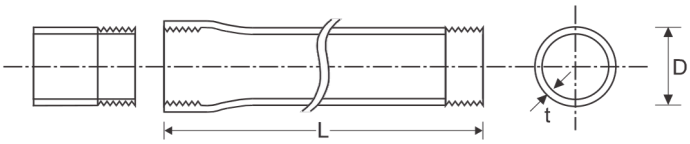

Dimensions of Casing Pipes conforming to IS:12818-2010

Nominal sizes	Outer diameter (D) in mm		Wall thickness (t) in mm		Length L (m)
	Min	Max	Min	Max	
ShallowWell - C.S.(Suitableupto 80mdepth)					
125mm (5")	140	140.4	5.0	5.6	3
150mm (6")	165	165.4	5.7	6.5	3
175mm (7")	200	200.5	7.0	7.8	3
200mm (8")	225	225.5	7.6	8.8	3
250mm (10")	280	280.5	9.6	11.0	3
Medium Well - C.M. (Suitable upto 250m depth)					
35mm (1¼")	42	42.2	3.5	4.0	3
40mm (1½")	48	48.2	3.5	4.0	3/6
50mm (2")	60	60.2	4.0	4.6	3
80mm (3")	88	88.3	4.0	4.6	3/6
100mm (4")	113	113.3	5.0	5.7	3/5
115mm	125	125.3	5.0	5.7	3
125mm (5")	140	140.4	6.5	7.3	3
150mm (6")	165	165.4	7.5	8.5	3
175mm (7")	200	200.5	8.8	9.8	3
200mm (8")	225	225.5	10.0	11.2	3
#240mm	240	240.8	11.0	12.0	3
250mm (10")	280	280.5	12.5	14.0	3

Note: #Markedpipedimensionsareaspercompanystandard.

Casing Pipes conforming to ASTM D-1785

Recently we have introduced heavy duty casing pipes as per ASTM D-1785 specifications. These pipes are available in SCH 40 and SCH 80 varieties. Due to higher stiffness these pipes are strong and durable as compared to IS:12818 pipes.



Dimensions of Casing Pipes as per ASTM D-1785

Nominal sizes	Outer diameter (mm)		Wall thickness (mm)				Length (m)	Thread type
			Schedule 40		Schedule 80			
	Min	Max	Min	Max	Min	Max		
40mm (1½")	48.11	48.41	3.68	4.19	5.08	5.69	3/6	V
50mm (2")	60.17	60.47	3.91	4.42	5.54	6.20	3/6	V
80mm (3")	88.70	89.10	5.49	6.15	7.01	7.49	3/6	V
100mm (4")	114.07	114.53	6.02	6.73	8.56	9.58	3/5	V
150mm (6")	168.00	168.56	7.11	7.97	10.97	12.29	5/3	Square
200mm (8")	218.70	219.40	8.18	9.17	12.70	14.22	5/3	Square
250mm (10")	272.67	273.43	9.27	10.39	15.06	16.86	3	Square
300mm (12")	323.47	324.23	10.31	11.55	17.45	19.53	3	Square

Note: Pipelengthisinclusiveofsocketlength

SDR Casing Pipes

Theseeconomical pipes, manufactured as per company standards are suitable for shallow depths where soil formation is favorable. Use of these pipes for a particular application needs to be examined on case to case basis. One end of the pipe is plain whereas the other end is socketed for solvent weld joint. These pipes are available in blue colour.



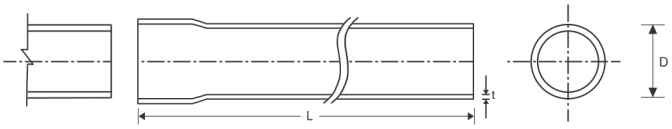

Dimensions of SDR Casing pipes

Diameter of pipe (D) in mm	Tolerancein OD (mm)	Wall thickness (t) in mm		Length L (m)
		Min	Max	
		SDR-35		
110	+0.4	3.10	3.5	6
140	+0.5	4.00	0	6
160	+0.5	4.50	4.6	6
180	+0.6	5.10	0	6
200	+0.6	5.70	4.9	6
		SDR-52	0	
110	+0.4	2.10	5.6	6
140	+0.5	2.70	0	6
160	+0.5	3.10	6.3	6
180	+0.6	3.50	0	6
200	+0.6	3.80		6
			2.4	
			0	
			3.2	
			0	
			3.5	
			0	
			3.9	
			0	
			4.3	
			0	

Ribbed Screen Casing Pipes

Thesepipes are providedwith 'V' shape ribs on its exterior surface. The special design of this structure with fine slots provided on the pipes, prevent entry of even small particles and hence permeability of the screen is maintained. These pipes are normally used in combined wells or used for specific soil formation where normal screen pipes do not work, e.g., fine sand. These pipes are provided with male and female threaded ends.



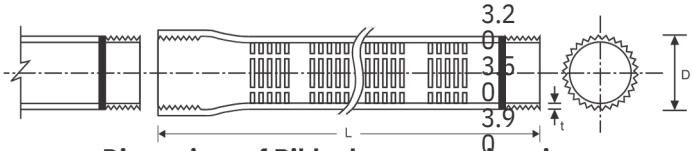

Dimensions of Ribbed screen casing pipes

Nominal sizes	Outer diameter (D) in mm		Wall thickness (t) in mm		Length L (m)
	Min	Max	Min	Max	
40mm(1 ½")	52	52.2	3.5	4.0	3
50mm (2")	64	64.2	4.0	4.6	3
80mm (3")	92	92.3	4.0	4.6	3
100mm (4")	117	117.3	5.0	5.7	3
125mm (5")	144	144.4	6.5	7.3	3
150mm (6")	169	169.4	7.5	8.5	3
175mm (7")	204	204.5	8.8	9.8	3
200mm (8")	229	229.5	10.0	11.2	3

Note: Ribbedscreenpipesas perIS:12818areavailableinblue colour.



Screen/Slotted Pipes

Screen or slotted pipes are used for casing in ground water section to allow water to enter inside the well. These pipes can also be used to provide soak-ways for the storm water/rain water to infiltrate it back into surrounding areas. Thus, we can recharge the ground water and prevent the run off of rain water. These percolation pipes can be used in roof top rain water harvesting in the form of percolation pit, to recharge the ground water. These pipes can also used to control and reduce the volume of rain water discharge into existing main sewer systems and water courses.

Dimensions details of Screen/Slots of Casing Pipes conforming to IS:12818-2010

Size (mm)	No of Rows	Slot width (mm)	Distance between slots (mm)	Slot width (mm)	Distance between slots (mm)	Slot Length (mm)
35	3	0.5	6	1.5	9.5	25
40	3	0.5	6	1.5	9.5	28
50	3	0.5	6	1.5	9.5	36
80	5	0.5	6	1.5	9.5	56
100	5	0.5	6	1.5	9.5	43
115	5	0.5	5.5	1.5	8.5	48
125	5	0.5	5.5	1.5	8.5	48
150	5	0.5	5.5	1.5	8.5	57
175	6	0.5	5.5	1.5	8.5	56
200		0.5	5.5	1.5	8.5	65
				1.5		
				1.5		
				1.5		
				1.5		

Dimensions details of Screen/Slots of SDR pipes/ Pipes conforming to IS:4985 used as casing

Size (mm)	No of Rows	Slot width (mm)	Distance between slots (mm)	Slot Length (mm)
110	3	1.5	10	70
140	5	1.5	10	50
160	5	1.5	10	55
180	5	1.5	10	80
200	5	1.5	10	90
225	5	1.5	10	90
250	6	1.5	10	95
315	8	1.5	10	90
400	8	1.5	10	90

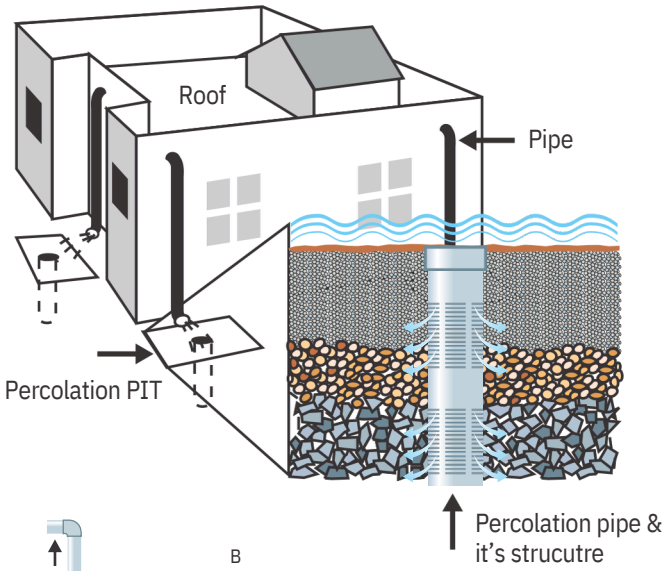

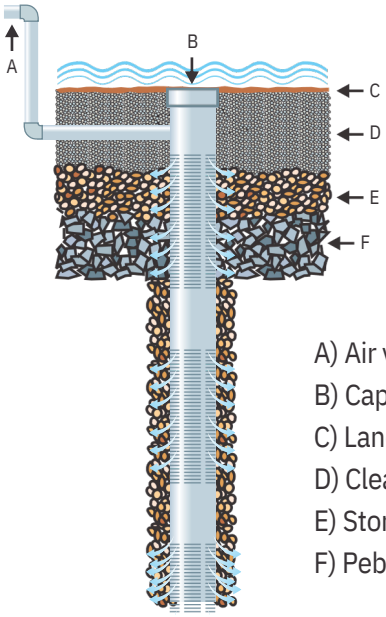

A) Air ventilation
B) Cap
C) Land level
D) Clean sand
E) Stonemetal (Gravel)
F) Pebble

Column Pipes for Submersible Pumps

These pipes have been specially designed and are manufactured under stringent quality checks. They are tested to withstand system loads comprising the weight of the pump, water and pipe weight with adequate factor of safety. Due to unique design of square threads, they can withstand considerable shock and jerk loads during operation. Pipes supplied with separate couplers are integrally locked with the pipes. Couplers are locked with the pipes using wire lock or using special adhesives.

Light weight, high tensile load capacity, leak proof joints and longer life makes Supreme column pipes very economical. These features makes them superior option as compared to the conventional metal pipes. These pipes are available in 25 to 100mm (1" to 4") dia in different classes. Pipes have female belled threads at one end and male threads on the other end or with separate coupler as per the details given in the table. Pipes are available in 3m length with square threads fitted with rubber sealing ring at male threaded end. These pipes are available in 9 different varieties as per requirement based on installation depths from 90 to 450mtrs (for details refer the table).

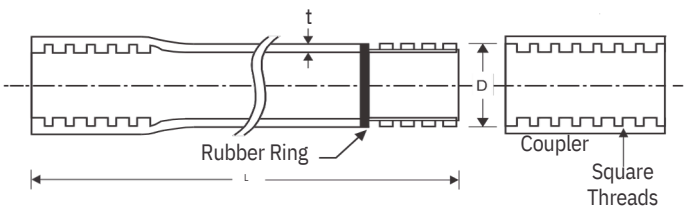

Dimensions of Column Pipes for submersible pumps

Size		Outer diameter (D) in mm		Wall thickness (t) in mm		End type	Max. Working Pressure (Kg/cm^2)	Recommended installation depth (feet)
mm	inch	Min	Max	Min	Max			
SMART DUTY (V4)								
25	1"	33.3	33.6	1.6	1.9	Coupler	11	36
32	1¼"	42.0	42.3	2.1	2.4	Coupler	13	1
40	1½"	48.0	48.3	2.3	2.6	Coupler	12	42
50	2"	60.0	60.3	2.4	2.7	Coupler	9	6
LIGHT DUTY (BLUE SCREEN)								39
25	1"	33.3	33.6	1.7	2.0	Male/Female or with Coupler	1	4
32	1¼"	42.0	42.3	2.4	2.7	Male/Female or with Coupler	3	42
40	1½"	48.0	48.3	2.5	2.8	Male/Female or with Coupler	1	29
50	2"	60.0	60.3	2.6	2.9	Coupler	5	6
MEDIUM DUTY (ORANGE SCREEN)								5
25	1"	33.3	33.6	2.0	2.4	Male/Female or with Coupler	1	49
32	1¼"	42.0	42.3	2.7	3.0	Male/Female or with Coupler	3	2
40	1½"	48.0	48.3	2.8	3.1	Male/Female or with Coupler	1	42
50	2"	60.0	60.3	2.9	3.2	Coupler	15	6
65	2½"	75.0	75.3	3.0	3.3	Coupler	1	49
80	3"	88.0	88.3	3.2	3.5	Coupler	20	36
80 (RE)	3"	88.0	88.3	2.9	3.2	Coupler	11	2
100	4"	113.0	113.3	3.8	4.1	Coupler	10	1
100 (RE)	4"	113.0	113.3	3.6	4.0	Coupler	16	65
SUPER MEDIUM DUTY								6
25	1"	33.3	33.6	2.4	2.7	Male/Female or with Coupler	2	52
40	1½"	48.0	48.3	3.5	3.8	Coupler	2	5
ECO STANDARD DUTY								42
50	2"	60.0	60.3	3.7	4.1	Coupler	20	36
STANDARD DUTY (RED SCREEN)								72
25	1"	33.3	33.6	4.1	4.5	Male/Female or with Coupler	3	1
25 (RE)	1"	33.3	33.6	3.7	4.0	Male/Female or with Coupler	0	2
32	1¼"	42.0	42.3	4.1	4.5	Male/Female or with Coupler	3	32
32 (RE)	1¼"	42.0	42.3	3.8	4.2	Coupler	0	68
40	1½"	48.0	48.3	4.1	4.5	Coupler	2	8
40 (RE)	1½"	48.0	48.3	3.8	4.2	Coupler	7	9
50	2"	60.0	60.3	4.1	4.5	Coupler	2	88
65	2½"	75.0	75.3	4.2	4.8	Coupler	7	6
65 (RE)	2½"	75.0	75.3	4.0	4.4	Coupler	2	88
80	3"	88.0	88.3	5.0	5.6	Coupler	7	6
80 (RE)	3"	88.0	88.3	4.6	5.0	Coupler	2	82
100	4"	113.0	113.3	5.7	6.2	Coupler	5	0
100 (RE)	4"	113.0	113.3	5.3	5.8	Coupler	2	75
HEAVY DUTY (GREEN SCREEN)								4
32	1¼"	42.0	42.3	5.2	5.8	Coupler	8	52
32 (RE)	1¼"	42.0	42.3	4.7	5.1	Coupler	5	148
40	1½"	48.0	48.3	5.4	5.8	Coupler	4	148
40 (RE)	1½"	48.0	48.3	5.0	5.5	Coupler	5	148
50	2"	60.0	60.3	5.6	6.0	Coupler	3	150
50 (RE)	2"	60.0	60.3	5.1	5.5	Coupler	5	886
65	2½"	75.0	75.3	6.4	6.8	Coupler	5	886
65 (RE)	2½"	75.0	75.3	6.0	6.5	Coupler	2	220
80	3"	88.0	88.3	7.3	7.8	Coupler	5	792
100	4"	113.0	113.3	9.4	9.9	Coupler	7	220
SUPER HEAVY DUTY (BLACK SCREEN)								220
32	1¼"	42.0	42.3	6.0	6.5	Coupler	3	6
40	1½"	48.0	48.3	6.2	6.6	Coupler	7	1476
40 (RE)	1½"	48.0	48.3	5.8	6.3	Coupler	2	1378
50	2"	60.0	60.3	6.5	7.2	Coupler	5	1476
50 (RE)	2"	60.0	60.3	5.9	6.4	Coupler	2	1148
80	3"	88.0	88.3	9.8	10.7	Coupler	2	1148
SUPER MEDIUM DUTY (CRYSTAL)							2	1148
50	2"	60.0	60.3	3.3	3.7	Coupler	5	
							17	558

Note: Pipes are available in standard 3m length

PE Column Pipes

Wealsooffer PEpipes for lowering submersible pumps. As they are free of any joints, the installation becomes very easy and quick. These pipes are made as per IS:4984. The product details are as given below: -

Coil specifications

Standard diameter (mm)	Pressure rating	Coil length (m)	Application
32	PN-6	300 and 500	Jet pumps
40	PN-4 and PN-6	200, 300 and	Jet pumps
50	PN-4 and PN-6	500 200 and 300	Submersible pumps
63	PN-4 and PN-6	100, 200 and	Submersible pumps
75	PN-4 and PN-6	300 100, 200	Submersible pumps
90	PN-4 and PN-6	and 300 100	Submersible pumps
110	PN-4 and PN-6	50	Submersible pumps



ACCESSORIES FOR BORE WELL APPLICATION

Item Code	Size in mm	Socket Type	Box qty.	
FPCMCPL003BL FPCMCPL004BL FPCMCPL005BL FPCMCPL006BL FPCMCPL007BL FPCMCPL008BL	80 (3") 100 (4") 125 (5") 150 (6") 175 (7") 200 (8")	FTxFT FTxFT FTxFT FTxFT FTxFT FTxFT	40 20 15 10 6 4	Coupler
CM FPCMECP001LG FP CM EC P0 05 BL FPCMECP002LG FP CM EC P0 10 BL FP CM EC P0 09 BL	100 (4") 125 (5") 150 (6") 175 (7") 200 (8")	FT FT FT FT FT	20 15 10 10 8	 End Cap
MEP8BCCP005B MEP8BCCP006B MEP8BCCP009B MEP8BCCP010B	40 (1½") 50 (2") 100 (4") 125 (5")	FT FT FT FT	100 45 21 15	Bottom Cap
CM FPCMMFA005BL FPCMMFA006BL FPCMMTA004BL FPCMMTA001BL FCMMTA003BL FPCMMTA002BL	100 (4") 150 (6") 100 (4") 150 (6") 175 (7") 200 (8")	MxF MxF MT MT MT MT		Adapter
FPCMMTA004BL FPCMMTA001BL FPCMMTA002BL	100 (4") 150 (6") 200 (8")	MTxS MTxS MTxS	20 8 6	M.T.A.

Item Code	Size in mm	Socket Type	Box qty.	
FPCMFTA001BL	100 (4") 150 (6") 200 (8")	FT FT FT	20 8 6	F.T.A.
FPCMRED004BL100x80 (4"x3") FPCMRED006BL150x100 (6"x4") FPCMRED009BL200x100 (8"x4") FPCMRED008BL200x100 (8"x6")		FTxS FTxS FTxS FTxS	20 8 4 4	Reducer
4100276 4100278 4100277 4100279 4100534 4100685	25 (1") 32 (1¼") 40 (1½") 50 (2") 65 (2½") 80 (3")	MTxMT MTxMT MTxMT MTxMT MTxMT MTxMT		Top and Bottom Adapter
1602085 1602082 1602083	25 (1") 32 (1¼") 40 (1½") 50 (2") 65 (2½") 80 (3") 100 (4")	MT MT MT MT MT MT MT		Pump Guard
4100545 4100546 4100333 4100541	25 (1") 32 (1¼") 40 (1½") 50 (2") 65 (2½") 100 (4")	FTFTFTFTFTFT		 Loop Bail Clamp

Required transition adapters in difference sizes for easy fitting to threaded pipes, reducing adapter and lifting caps are available upon demand. Ends are provided with fine threads as per IS:554 where as other ends are square threads as per IS:12818. FT - Female threaded, MT - Male threaded.

THE SYSTEM

Supreme Rainbow® roof gutter system is the latest in design, look and featured with many advantages. Manufactured using uPVC this system comprises specially designed profiles (gutters), different types of fittings, clamps and accessories. Gutters and fittings are specially designed to meet the requirements of all types of sloped roofs buildings. Unlike other systems, Rainbow® is not exactly half cut system, but designed to give maximum flow with necessary freeboard. It means there is no possibility of spilling or overflow as it has high flow carrying capacity. Rainbow® is a classic 150mm size
large capacity rainwater system, suitable for 310m² roof area with one down pipe. It connects to 110mm (4") circular down-pipe.

Rainbow® roof gutters are designed with longitudinal ribs for adequate strength and dimensional stability. The system is provided with specially designed rubber seals to give totally leak proof joints. This system is manufactured and tested as per European standard EN607. This superior quality roof gutter system is easy to install with brackets and clamps, which guarantees tight fit watertight joints.

Product Range

Pipes and fittings in 150mm size

Fields of Application

Supreme Rainbow® roof gutter system is designed for rainwater collection and disposal in residential and commercial buildings, garden shades, stores, industries, garages etc.

FEATURES AND BENEFITS

Unique design - This system is specially designed to accommodate high flow rates without overflow of rainwater even during heavy rainfall.

Strong and durable - Rainbow® roof gutters are provided with longitudinal ribs along the length which makes it strong and durable.

High carrying capacity - Due to excellent hydraulic properties and large cross sectional area, the carrying capacity of this system is considerable.

Easy and quick installation - Being light in weight, it is very easy to handle, transport and store. Installation of this system is very quick and convenient.

High corrosion resistance - Being immune to chemical, electrolytic and galvanic action, the system is absolutely free from corrosion. It does not require protective coating.

High chemical resistance - System has excellent resistance to acids, oxidizing agents, alkalis, oils and domestic effluents. Therefore, it is completely resistant to acid rainwater. This feature is particularly important in coastal regions and in areas with environmentally aggressive industries.

100% leak proof - This system is designed with special rubber rings to avoid leakage through joints.

Odorless and hygienic - It is ideal for carrying rainwater, as it is not subjected to any contamination. This is particularly important when rainwater is going to be reused.

Elegant appearance - Due to smooth and glossy finish, Rainbow® components give an elegant appearance. **Maintenance free -** This system is maintenance free and offers longevity and endurance at reasonable cost.

ROOF GUTTER



COMPONENTS OF RAINBOW® ROOF GUTTER SYSTEM

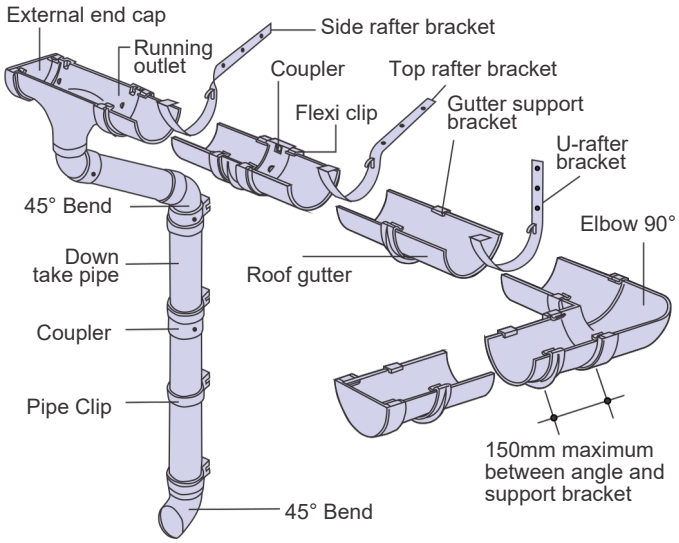

FIT TINGS

Item Code	Size in mm	Socket Type	Box qty.	
NP1SRRRC150D	150	RxR	16	Coupler
NP1SRRRE150D	150	RxR	20	Elbow 90°
NP1SRRRO150D	150x110	RxRxSpg	12	Running Outlet
NP1SRRER150D	150x110	RxRxSpg	12	Elbow 90° with Running Outlet
NP1SRREC150D	150	R	45	External End Cap
MP1SPTIE150D	150	Spg	40	Internal End Cap
NP1SRSEO150D	110	RxSpg	9	Stop End Outlet
NP1SPTEX110E	110	Spg	30	Extended Balcony Drain

Item Code	Size in mm	Socket Type	Box qty.	
NP2SPTDR009L	110	Spg	8	Domed Roof Outlet
NP2SPTSR110D	110	Spg	8	Siphonic Roof Outlet
NP1SPTRC110L	110	S	20	Roof Corner Outlet
MP1SRRGB150D	150		80	Gutter Support Bracket
LP1SRRFC150D	150		200	Flexi Clip
4100461	150			Top Rafter Bracket
4100417	150			Side Rafter Bracket
4100469	150			 U- Rafter Bracket
4100275	150			Adjustable Rafter

THE SYSTEM

Rainwater filter is a very important component of any rainwater harvesting system. “Raingain” rainwater filter is uniquely designed to remove suspended leaves, dirt, debris or any suspended solid particles in the rainwater collected from the roof. A filter unit is provided with a stainless steel strainer with fine mesh for effective filtration before it is allowed to enter into the storage tank or recharge pit or well. This filter with self- cleansing ability works on the principle of gravity, cohesive and centrifugal force without any need of external power supply.

Rainwater Harvesting System

Rainwater from the building roof tops is normally collected using a open or closed piping systems (Rainbow® roof gutter system or closed conduits). It is mandatory to filter the rainwater before allowing it to be harvested. Storage of filtered water for reuse using storage tanks and/or recharging ground water are the two ways of rainwater harvesting. Thus any rainwater harvesting system comprises - rainwater collection system, filters, storage tanks or ground water recharge pit or recharge well or bore well. Normally rainwater filters are mounted on the exterior face of a wall little above the ground level where down- take rainwater pipe can be directly connected to inlet of the filter. A strainer fitted in the filter unit removes suspended solid particles through drain outlet at the bottom and filtered water is discharged through a pipe connected to the outlet. This filtered water can be discharged to either a storage tank for reuse or for recharging ground water.

Item Code	Size in mm	Socket Type	Box qty.
RAINFILTERBK	225x90	RxSpg	1

along the inside periphery of upper unit and through the strainer fitted inside the filter body. Because of cohesive force of water, solid dirt particles segregate from rainwater. While solid particles are removed from bottom of the filter, clear water is discharged through outlet given on the bottom unit in tangential direction. When the intensity of rainfall increases, large volume of water at high velocity moves in a circular motion in the upper unit and the strainer creating a centrifugal action. Due to this, water revolving on strainer gets filtered through its mesh and separated dirt falls down by gravity through drain pipe. Clean and filtered water collected from the filter outlet is utilized for rainwater harvesting.

FEATURES AND BENEFITS

- Unique, compact and stable design.
- Strong, durable and long lasting.
- High and consistent filtration efficiency.
- The filter efficiency remains constant even with a variation in the intensity of rainfall.
- Suitable up to 2500 sq ft roof areas.
- Flexibility in pipe connection for any angle and degree.
- Simple and quick installation.
- Self-cleaning mechanism.
- Easy to inspect and maintain through large inspection opening.

Working Mechanism

“Raingain” rainwater filter works on the principle of gravity, cohesive and centrifugal forces depending on the intensity of rainfall. When the intensity is low, it works on cohesive force and when intense, it works by gravity and centrifugal force. When collected rainwater along with suspended solid particles enters tangentially into the filter through inlet, it rotates slowly

Technical Specifications

Sr. No.	Parameter	Specification and Size
1	Suitable for	Up to 2500 ft² area
2	Max rainfall intensity	75mm/hr
3	Working principle	Gravity, Centrifugal force and Cohesive force
4	Operating pressure	less than 2 ft of head
5	Filtration capacity	240 LPM
6	Filter body	HDPE
7	Filter strainer	Stainless steel
8	Mesh size	250 µ
9	Inlet	90mm
10	Clean water outlet	90mm
11	Drain outlet	90mm
12	Efficiency of filter	Approx 90%

- Any specification may change without prior notice.
- All information contained in this literature is given in good faith and believed to be accurate and reliable. Because of many factors which may be outside our knowledge and control and affect the use of the product, no warranty is given or implied with respect to such information, nor do we offer any warranty of immunity against patent infringement. No responsibility can be accepted for any error, omissions or incorrect assumptions.

KNOWLEDGE CENTRE

Knowledge Centre

... a concurrent knowledge sharing platform

Transforming Through Training and Up-skilling

Besides introducing new and advance products on regular basis, the Supreme Industries Ltd. is also known for its remarkable contribution in training and up-skilling.

Supreme's state of the art Knowledge Centre located at Gadegaon, acts like a 'Gurukul' for the plumbing fraternity. This first of its kind knowledge centre has proved to be a very effective platform in imparting training and making the trained workforce available to the construction industry. The encouraging results of this knowledge centre has inspired us to establish three more such centre's at Ernakulam (KL), Malanpur near Gwalior (MP) and Kharagpur (WB) to reach out to as many plumbing professionals as is possible. The training imparted at these knowledge centres is in line with the Uniform Plumbing Code (UPC) and thousands of plumbing professionals gaining knowledge and are greatly benefitting by visiting our knowledge centres.

Besides the four Knowledge Centre's, our two new innovative endeavors like Plumbing Professional Training Programs and Plumbing Workshops are also helping us in imparting training to the various plumbing professionals on PAN India basis. Recently, we have started a new residential training program i.e. 'Advanced Plumbing Course' for the fresh candidates with an objective to develop their technical and professional skills in the areas of plumbing and water management. In our pursuit of skill development drive, we are also setting up full-fledged plumbing labs/excellence centres in association with reputed institutes at different locations in the country. All these efforts are commensurate with our objective of training and up- skilling to enhance the quality of plumbing practices.

Thus, we at Supreme are deeply committed to excellence in every field that we opted to operate for the betterment of society and the nation.

Auditorium

Hands on Demo Section

Plumber Training

Installed Display

PPT Program



Supreme Fittings S.L (Plastic Piping Division)

Address: Avinguda Diagonal,131 , San Marti, 08018 Barcelona , Spain
Contact: +34 613906356
Contact: +34 677091610
Email: info@supremefittingssl.es

Supreme Comprehensive

Visit Website Catalogue

Branch Offices	Tel.
Ahmedabad	: 079-27681365,66
Bangalore	: 080-22104696,97
Bhubaneswar	: 0674-7192001
Chennai	: 044-35013180, 90
Guwahati	: 09864169173
Kochi	: 0484-2385345,46
Hyderabad	: 040-23262884
Indore	: 0731-4956061
Jabalpur	: 0761-4032910
Jaipur	: 0141-4917985,235
Jalgaon Gadegaon	: 0257-3501541 to 45
Kanpur	: 0512-2982633
Kolkata	: 033-40820000,102
Noida (Delhi)	: 0120-6660000
Patna	: 09147008444
Raipur	: 07208861909
Ranchi	: 07605079821
Vijayawada	: 09000822522

Authorised Distributor

Knowledge Centre
Gadegaon, Dist. Jalgaon

I & T SIL Gadegaon, Dist-Jalgaon/ JPC/CPCD/MKG/4R/ REV.15-10/2022

https://supremefittingssl.es/